

Morgan Composting Inc.

Made
in
Michigan!



TOPSOIL BLEND

POWERED BY
Dairy Doo®



Premixed, Pastureland Topsoil, with **DAIRY DOO®** and Peat



Great for Establishing and Patching Lawns



Screened, Ready and Safe to Use



ONE CUBIC FOOT

www.DairyDoo.com Morgan Composting Inc. 4353 US Hwy 10 Sears, MI 49679

Garden the Way Nature Intended!

Topsoil Blend


































A unique topsoil that is powered by **DAIRY DOO®** and mixed with peat. Use Topsoil Blend for landscaping new yards, gardens, and enhancing existing lawns.

USE:

Use up to 6 inch depth and can be used at a deeper amount if needed. Add Topsoil Blend to level lawns and gardens, mix well with existing soil and water well after planting. Can be used for direct planting.

Morgan Composting Inc. Product Guidelines

**not for direct planting*

	Vegetable Garden Beds	Container Seeds/ Flower Beds	Starting Seeds/ Cuttings	Trees and Shrubs	Lawn Maintenance	Top Dressing
*DAIRY DOO®						
Seed Starter 101						
Premium Flower 201 Potting Soil						
Pro Vegetable 301						
Topsoil Blend						
*Worm Castings						
Tree & Shrub Mix						
*Healthy Garden						
*Safe Green Lawn						

**All Products
Are Safe To Use Around
Lakes, Rivers, & Streams!**

Disclaimer and limitation of liability: No warranty or representation is made, express or implied, concerning the results to be obtained from the use of this product. The exclusive remedy of the user or buyer, and the limit of liability of Morgan Composting Inc., or its affiliates, for any losses, damages or injuries resulting from the use of handling of this bag shall be the refund of the purchase price.

www.DairyDoo.com Morgan Composting Inc. 4353 US Hwy 10 Sears, MI 49679

Create a RAISED BED with



Raised beds are a great way to avoid weeding and simplify your gardening experience!

You'll Need:

–**Finished Structure for Your Garden** – this could be elevated to any height and made of whatever materials you'd like.

- Shovel
- Topsoil Blend**
- Newspapers
- FlowerDoo 201** or **VeggieDoo 301**
- Plant Transplants
- Water



Step 1

Start filling your structure with a base of **DAIRY DOO'S Topsoil Blend**. Continue filling and spreading the **Topsoil Blend** evenly across the structure until you are about 6-8 inches from the top of the bed.

Step 2

Unfold your newspapers and spread them across the top of the **Topsoil Blend**. Be sure to cover all of the soil. Wet the top of the newspapers thoroughly.

**Note – if you are using a very shallow structure steps 1 and 2 can be omitted.*

Step 3

Fill and level the remaining 6-8 inches of your raised bed with **FlowerDoo 201** or **VeggieDoo 301**, depending on what you will be planting in the raised bed. Both are organic, weed free, and full of the nutrients your plants need! **FlowerDoo 201** is great for all types of flowers and **VeggieDoo 301** is great for all of your fruits and vegetables.




FlowerDoo 201 or VeggieDoo 301
(top 6"-8")

Newspapers

Topsoil Blend





Step 5 (Optional)

If you are wanting to start some of your plants from seeds, dig a trench in the **FlowerDoo 201** or **VeggieDoo 301**. Fill the trench with **Seed Starter 101** and plant your seeds according to their package. Top with more **Seed Starter 101**. This will help your seeds to germinate and then provide additional nutrients to them as they out-grow their trench.



Step 4

Follow the instructions for your plant transplants to dig holes the appropriate distance apart. Add your transplants and fill the hole back up with your soil. Water very thoroughly. Check the amount by digging 1-2 inches into the soil at a corner of the bed. If the soil is still dry, continue to water the whole bed.



Be sure to water your plants throughout the summer and enjoy the harvest!

For more how to's visit us online at **dairydoo.com**.

Powered by DAIRYDOO®



Morgan Composting Inc.

**Made
in
Michigan!**



DAIRY DOO®



Superior Quality Compost, Crafted Using Dairy Manure



The Choice of Certified Organic Growers

Proven Effective by Organic Farmers for Decades



Healthy Soils = Healthy Food = Healthy You!



Safe for Children and Pets



**FORMULATED
FOR SOIL
AMENDING ONLY**

ONE CUBIC FOOT

www.DairyDoo.com Morgan Composting Inc. 4353 US Hwy 10 Sears, MI 49679

Garden the Way Nature Intended!

DAIRY DOO® Our original, superior-quality compost, carefully crafted using dairy manure. Rich in organic matter and microorganisms that create a better plant root environment for healthier soil allowing plants to effectively utilize nutrients.


































USE:

DAIRY DOO® is most effective when used in small amounts. Sprinkle 1/2 inch onto existing soil, till or work in, water well and watch your plants take off! Use sparingly when starting seeds or using on tender, bare root plants.

Do not directly plant in **DAIRY DOO®**

Morgan Composting Inc. Product Guidelines

**not for direct planting*

	Vegetable Garden Beds	Container Seeds/ Flower Beds	Starting Seeds/ Cuttings	Trees and Shrubs	Lawn Maintenance	Top Dressing
*DAIRY DOO®						
Seed Starter 101						
Premium Flower 201 Potting Soil						
Pro Vegetable 301						
Topsoil Blend						
*Worm Castings						
Tree & Shrub Mix						
*Healthy Garden						
*Safe Green Lawn						

**All Products
Are Safe To Use Around
Lakes, Rivers, & Streams!**

Disclaimer and limitation of liability: No warranty or representation is made, express or implied, concerning the results to be obtained from the use of this product. The exclusive remedy of the user or buyer, and the limit of liability of Morgan Composting Inc., or its affiliates, for any losses, damages or injuries resulting from the use of handling of this bag shall be the refund of the purchase price.

www.DairyDoo.com Morgan Composting Inc. 4353 US Hwy 10 Sears, MI 49679

Morgan Composting inc.

powered by
DAIRYDOO!



Tree'nShrub

Premium Organic
Tree and Shrub
Soil

1 cubic foot (directions on back)

Morgan Composting inc.

With 77 different minerals
for flavorful produce!



VeggieDoo 301

Complete Organic Potting Soil
for Vegetables

**Made with DAIRY DOO®, kelp meal,
worm castings, and more!**

Use in Containers, Gardens and Raised
Beds for more productive plants.

Good for Indoor and Outdoor Use



Powered by DAIRYDOO®

Net Weight 20 lb (9.07 kg)
(directions on back)

Morgan Composting Inc.

Made
in
Michigan

SEED STARTER 101



Organic Soil For Germinating Seeds
and Transplanting Seedlings



Use for Blocking Mix



Safe for Children and Pets



Healthy Soils = Healthy Food = Healthy You



EIGHT QUARTS

POWERED BY
DAIRY DOO®

www.DairyDoo.com Morgan Composting, Inc. 4353 US Hwy 10 Sears, MI 49679

Morgan Composting inc.

Extra Phosphorus for
bigger, more vibrant
blooms!



FlowerDoo 201

Complete Organic Potting Soil for Flowers

Made with **DAIRY DOO®** & 17 other
ingredients for the biggest blooms around!

Use in Containers, Gardens, Hanging Baskets,
and Raised Beds.

Good for Indoor and Outdoor Use

Powered by **DAIRYDOO®**

Net Weight 18 lb (8.16 kg)
(directions on back)