




MIDCENTURY SLABS


Large format, thermal-finished slabs with clean, modern lines, easy to install pattern, and a salt-proof surface.



BLUESTONE



CHARCOAL



SUMMIT



DUNE

MIDCENTURY



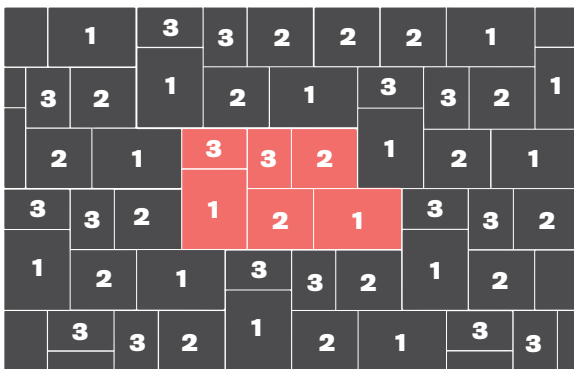
Massive Dimensions
Cover more ground in less time allowing for rapid installation.

Unsurpassed Durability
Made with Tektramat technology creating more than four times the compressive strength, twice the flexural strength of ordinary concrete and a salt proof surface.

Thermalled Stone Faces
Current and contemporary texture.

48 inches

Simple Layout and Dimensions



Stone 1:

Length: 48" Width: 36" Weight: 160 lbs
Thickness: 1" Coverage: 12 sq ft

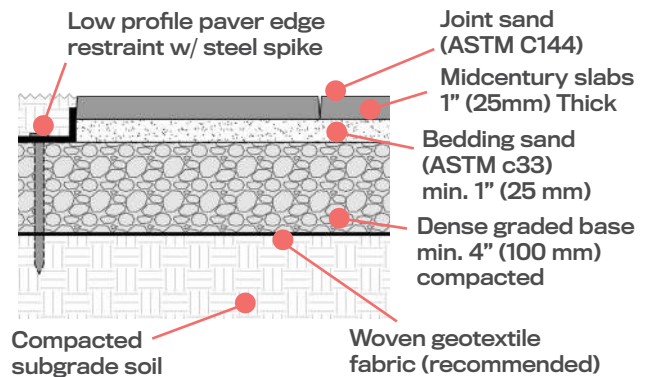
Stone 2:

Length: 36" Width: 36" Weight: 120 lbs
Thickness: 1" Coverage: 9 sq ft

Stone 3:

Length: 36" Width: 24" Weight: 80 lbs
Thickness: 1" Coverage: 6 sq ft

Typical Residential Installation



*Not suitable for vehicular traffic.

Packaging



Pallet Length: 66"
Pallet Width: 48"
Pallet Height: 18"
Weight: 1500 lbs.
(including Pallet)
Coverage: 108 sq ft