

SUREBOND[®]

CLEANERS • SEALERS

RESTORATION & PROTECTION *Done Right!*[™]

RESTORE & PROTECT YOUR INVESTMENT

IMMEDIATE APPLICATION PRODUCTS

ENVIRONMENTALLY SAFE

DUAL PURPOSE SEALERS AND SAND STABILIZERS

EASY TO APPLY

SEK SUREBOND

www.sek.us.com

SUREBOND®

THE UNMATCHED BREATHABILITY OF SUREBOND SEALERS MEANS...

- Surebond products can be applied immediately after paving stones are installed or concrete has cured
- Surebond products will not trap efflorescence under the sealer surface, allowing for cleaning without stripping the product
- Surebond products are effective and long-lasting, VOC compliant and environmentally friendly



Joint Stabilizing Sealers

CONTRACTOR GRADE FOR RESIDENTIAL & COMMERCIAL HARDSCAPE & CONCRETE SURFACES

Surebond Joint Stabilizing Sealers perform two tasks at once. The sealer stabilizes the sand in the joints to prevent sand loss and to help retard weed growth. The sealer also provides protection from the harsh elements and promotes easier cleaning and maintenance. Depending on the application, you can expect 3-5 years for patios and walkways from just one application and 2-3 years for driveways. **Surebond Joint Stabilizing Sealers** can also be used just as a sealer for pavers, concrete and other masonry surfaces to protect and enhance the surface without joint stabilization.

- Ideal for Patios, Walkways & Driveways
- Dual Purpose: Stabilizes Joints & Seals Pavement Surface
- Protects Surface from Harsh Elements and Every Day Wear & Tear
- Promotes Easier Cleaning & Maintenance

Four Different Looks & Finishes Available:

SB-1300 Natural Look Matte Finish

SB-7700 Enhanced Look Gloss Finish With Antifungal Film Protection

SB-7000 Enhanced Look Gloss Finish

SB-8700 Wet Look Semi-Gloss Finish With Antifungal Film Protection

Flood Coat Application: Apply liberally with a sprayer and squeegee excess material into sand joints. Use properly graded joint sand for optimal performance. Sand should meet ASTM C 144 standard.



Before Restoration



After SB-1300



Before Restoration



After SB-8700

SB-POWER SPRAYER

- Self contained, cordless sprayer with industrial grade sprayer components and a rugged handcart
- Long term durability and dependability for both residential and commercial use



- Drastically reduced labor cost over a traditional handheld or backpack sprayer
- On Demand Pump System - 6 hours of usage on a single charge
- Water based sealers only

Read all instructions before starting



Wet Look Sealers

CONTRACTOR GRADE FOR RESIDENTIAL & COMMERCIAL HARDSCAPE & CONCRETE SURFACES

Make Older Pavers Look Like New!

Surebond Wet Look Sealers provide visual improvement to the hardscape installation by intensifying the color of the surface and/or by adding a sheen. They are an ideal choice for enhancing a new surface or to make an older, tired-looking hardscape surface look like new again. **Surebond Wet Look Sealers** provide protection against the harsh elements, UV rays and every day wear and tear as well as minimize maintenance by making it easier to clean.



SB-6000 Wet Look Sealer

- Deeply Enhances Surface Tone with Satin Finish
- Spray & Back Roll Application: Apply a Second Coat After First Coat Has Dried
- Depending on Environmental Conditions, a Light Reapplication May Be Required Every 6 Months to 2 Years to Maintain Desired Effect
- Low VOC, Water Based Sealer

SB-6400 Wet Look Penetrating Sealer

- Deeply Enhances Surface Tone with Matte Finish
- Durable & Long Lasting Chemically Bonded Protection
- Ideal for Natural Stone
- Spray & Back Roll Application: Apply Two Coats Wet on Wet
- Low VOC, Water Based Sealer

SB-8700 Wet Look Joint Stabilizing Sealer

With Antifungal Film Protection

- 3 in 1 Product: Seals, Enhances & Stabilizes Joint Sand
- Deeply Enhances Surface Tone with Semi-Gloss Finish
- "Rain Safe" within 90 Minutes
- Antifungal Protects Sealer Film from Mold, Moss & Algae
- Flood Coat Application
- Solvent Based Sealer

SB-9000 Wet Look Sealer

- Deeply Enhances Surface Tone with Gloss Finish
- Spray & Back Roll Application: Apply a Second Coat After First Coat Has Dried
- Solvent Based Sealer



Invisible Penetrating and Special Use Sealers

CONTRACTOR GRADE FOR RESIDENTIAL & COMMERCIAL HARDSCAPE & CONCRETE SURFACES



SB-3330 Protect-A-Wall

- Designed for Retaining Walls & Other Vertical Masonry Surfaces
- Moderately Enhances Surface Tone with Semi-Gloss Finish
- Provides Water, Salt, Stain & UV Protection
- Spray & Back Roll Application
- Low VOC Formula, Water Based Sealer

SB-4400 Perma-Seal®

- Transparent Finish
- High Performance Silane/Siloxane Blend
- Repels Water & Protects Surfaces from Salt Attack
- Sprayer, Roller, Sponge or Pad Application: Apply Two Coats Wet on Wet
- Solvent Based Sealer

SB-4000 Water Repellent & Salt Blocker

- Transparent Finish
- High Performance Silane/Siloxane Blend
- Repels Water & Protects Surfaces from Salt Attack
- Sprayer, Roller, Sponge or Pad Application: Apply Two Coats Wet on Wet
- Low VOC Formula, Water Based Sealer

SB-5000 Stain Blocking Sealer

- Transparent Finish
- Blocks Oil, Water & Organic Staining
- Durable & Long Lasting Protection
- Ideal for Driveways & Patios
- Sprayer, Roller, Sponge or Pad Application
- Apply Two Coats on Areas with High Exposure to Staining or New or Porous Areas
- Low VOC Formula, Water Based Sealer



Hardscape Restoration & Maintenance System

CONTRACTOR GRADE FOR RESIDENTIAL & COMMERCIAL HARDSCAPE & CONCRETE SURFACES

Paver, natural stone and concrete hardscapes are a BIG investment that can provide years of beauty and enjoyment if well maintained. This required routine maintenance is made SIMPLE and EASY with **SEK-Surebond's Hardscape Restoration & Maintenance System**.

Once the hardscape installation is complete, now is the ideal time to seal the surface and start following the appropriate maintenance schedule to protect your investment so that it achieves maximum performance and remains beautiful today and through the years. However, it is never too late to restore and protect your investment. Even if you have an older hardscape surface, just follow SEK-Surebond's step-by-step **Hardscape Restoration & Maintenance System** to make your investment look like new again.



Photo Credit: The Paver Savers



Multi Use Cleaner

SureClean Deep Penetrating Multi-Use Cleaner

- Powerful Cleaner for Routine Maintenance & Restoration
- Removes Embedded Soil & Tire Scuffing
- Prepares Unsealed Surfaces for Sealing
- Super Concentrated Formula

Sealer Stripper

SureStrip Fast Acting Sealer Stripper

- Removes a Variety of Sealers & Coatings
- Spot Cleaner for Removing Paint Spots
- Fast Acting – Works in Minutes
- Ready to Use Formula

Specialty Cleaners

S.R.B. Stain & Rust Buster

- Effective on Common Stains: Non-Greasy Foods, Beverage Spills, Leaves, Moss & More
- Removes Rust Stains
- Fast Acting – Works in Minutes
- Concentrated Formula

Oil Extractor Oil Stain Cleaner

- Effective on Petroleum-Based Grease & Oil Stains
- Removes Food-Based Grease & Oil Stains
- Encapsulates Oil – Easy to Rinse
- Fast Acting, Ready to Use Formula


Efflo Off Efflorescence, Mineral & Salt Deposit Cleaner

- Removes Stubborn Efflorescence
- Heavy Duty Surface Cleaner
- Prepares Unsealed Surfaces for Sealing
- Concentrated Formula

PRODUCT SELECTION CHART




* Indicates water based products

Use this chart for product selection, then refer to the technical data sheet on www.sek.us.com for further product details and surface suitability before making your final selection.




PURPOSE:						IDEAL FOR:									
ENHANCING SEALER	JOINT SAND STABILIZING SEALER	PENETRATING SEALER	CLEANER	VOC COMPLIANT		INTER-LOCKING CONCRETE PAVERS	CLAY PAVERS ‡	NATURAL STONE ‡	CONCRETE	MASONRY BRICK	CONCRETE MASONRY	STUCCO	RETAINING WALLS	CONCRETE WALLS	EXPOSED AGGREGATE

STABILIZE

JOINT STABILIZING SEALERS





SB-1300 JOINT STABILIZING SEALER* Natural Look Matte Finish		✓				✓	✓	✓	✓		✓				
SB-7000 JOINT STABILIZING SEALER* Enhanced Look Gloss Finish	✓	✓				✓	✓	✓	✓		✓				
SB-7700 JOINT STABILIZING SEALER* Enhanced Look Gloss Finish With Antifungal Film Protection	✓	✓				✓	✓	✓	✓		✓				

INVISIBLE PENETRATING SEALERS

SB-4000 WATER REPELLENT & SALT BLOCKER* Invisible Penetrating Sealer			✓			✓	✓	✓	✓	✓	✓	✓	✓	✓	✓
SB-4400 PERMA-SEAL* Invisible Penetrating Sealer			✓			✓	✓	✓	✓	✓	✓	✓	✓	✓	✓
SB-5000 STAIN BLOCKING SEALER*			✓			✓	✓	✓	✓	✓	✓	✓	✓	✓	✓

PROTECT

WET LOOK SEALERS

SB-6000 WET LOOK SEALER*	✓					✓		✓	✓		✓				✓
SB-6400 WET LOOK PENETRATING SEALER*	✓		✓			✓	✓	✓	✓		✓		✓	✓	✓
SB-8700 WET LOOK JOINT STABILIZING SEALER With Antifungal Film Protection	✓	✓				✓	✓	✓	✓	✓	✓	✓			✓
SB-9000 WET LOOK SEALER	✓					✓	✓	✓	✓	✓	✓			✓	✓

WALL SEALER

SB-3330 PROTECT-A-WALL* Wall & Vertical Surface Sealer	✓					✓			✓		✓	✓	✓	✓	
---	---	--	--	--	---	---	--	--	---	--	---	---	---	---	--

HARDSCAPE RESTORATION & MAINTENANCE SYSTEM

RESTORE

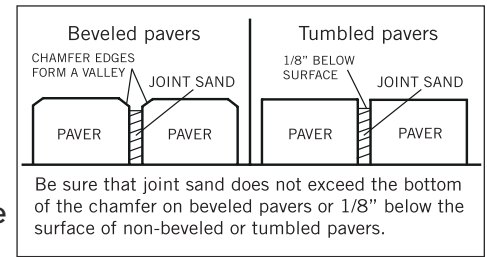
SURECLEAN* Deep Penetrating Multi-Use Cleaner				✓		✓	✓	✓	✓	✓	✓	✓	✓	✓	✓
SURESTRIP Fast Acting Sealer Stripper				✓		✓	✓	✓	✓	✓	✓	✓	✓	✓	✓
S.R.B.* Stain & Rust Buster				✓		✓	✓	✓	✓	✓	✓	✓	✓	✓	✓
OIL EXTRACTOR Oil Stain Cleaner				✓		✓	✓	✓	✓	✓	✓	✓	✓	✓	✓
EFFLO OFF* Efflorescence, Mineral & Salt Deposit Cleaner				✓		✓	✓	✓	✓	✓	✓	✓	✓	✓	✓

‡ Important! Before using any Surebond product, test on the substrate following the directions on the container and technical data sheet. Evaluate before continuing. Substrates such as clay pavers, natural stone and decorative concrete products have a lot of variability and care must be taken to insure the integrity of the finished product.

PROPER JOINT SAND INSTALLATION FOR USE WITH JOINT STABILIZING SEALERS

For optimal joint stabilization, the paver joints should be filled with dry, correctly graded jointing sand that meets the ASTM C144 standard. The top level of the sand should not exceed the bottom of the chamfer or 1/8" below the surface on non-beveled or tumbled paver surfaces.

Compaction is recommended after sweeping sand into joints to minimize voids in sand joints. Use a vibratory compactor for concrete pavers and a rubber hammer and piece of wood (2" x 4") for natural stone to seat the joint sand into the setting bed. A leaf blower is recommended to remove dust, debris and fine sand particles from the surface before applying sealer.



METHODS OF SEALER APPLICATION



FLOOD COAT & SQUEEGEE

Application method to be used with Joint Stabilizing Sealers.

Step 1: Flood coat sealer on surface with a low-pressure sprayer. Step 2: With a squeegee, direct excess sealer on the surface into the joints to simultaneously bond joint sand and seal the surface.



SPRAY & BACK-ROLL

Application method to be used with Wet Look Sealers, Special Use and Invisible Penetrating Sealers. Step 1: Spray sealer on surface with a low-pressure sprayer. Step 2: With a foam roller, back-roll to remove excess sealer from the surface.

