


BULK INFIELD MATERIALS

Material Coverage
WBM
2650 LBS/CYD
210 sqft/ton per 1" depth
DIAMOND DUST
2340 LBS/CYD
240 sqft/ton per 1" depth



\$45.00 per ton

\$38.25 (6+ ton)

\$35.10 (24+ ton)



\$126.50 per ton

\$107.53 (6+ ton)

\$98.67 (24+ ton)

HOME BASE BLEND

\$279.00 SuperSack 1.5 ton

CALL FOR BULK PRICING

15 SERIES – STD (Special Order)

\$264.00 SuperSack 1.5 ton

CALL FOR BULK PRICING

LARGE QUANTITY AND DIRECT SHIP PRICING IS AVAILABLE - PLEASE CALL (ALL PRICING FOB SQI)

BAGGED INFIELD MAINTENANCE PRODUCTS

FIELD DRY PRODUCTS

GAMETIME H2O ABZORB (50 LB / 40 PLT)	\$13.65 PER BAG	\$12.29 10 + BAGS	\$10.92 FULL PALLET
TURFACE QUICK DRY (50 LB / 40 PLT)	SPECIAL ORDER	N/A	\$13.95 FULL PALLET
READY PLAY DRY MAT (MATS ARE 1' x 2' x 2" - 8 PER CASE)	\$19.95 EACH	\$16.56 CASE OF 8	\$14.76 4+ CASES

FIELD MARKING CHALK

ATHLETIC FIELD MARKER (50 LB / 56 PLT)	\$5.39 PER BAG	\$4.85 10 + BAGS	\$4.31 FULL PALLET
GAMETIME BRIGHT WHITE (50 LB / 60 PLT)	\$8.59 PER BAG	\$7.73 10 + BAGS	\$6.87 FULL PALLET

FIELD CONDITIONERS & TOPDRESSING

ALL PRODUCTS ARE 50 LB BAGS - 40 PER PALLET	PRICE PER BAG	10 + BAGS	FULL PALLET
GAMETIME PRO (CALCINED CLAY) INFIELD CONDITIONER	\$14.25	\$12.83	\$11.40
DIAMOND PRO RED (VITRIFIED) INFIELD CONDITIONER	\$17.95	\$16.16	\$14.36
TURFACE MVP (CALCINED CLAY) INFIELD CONDITIONER	SPECIAL ORDER	N/A	\$14.50
DIAMOND PRO DOUBLE PLAY (BLENDED VITRIFIED & CALCINED)	SPECIAL ORDER	N/A	\$16.50

MOUND CLAY & BRICK

MOUND CLAY (BAGS) (0.5 CUFT, about 40 LBS / 54 PER PLT)	\$9.95 PER BAG	\$8.96 10 + BAGS	\$7.96 FULL PALLET
MOUND CLAY (SUPER SACK) (3000 LBS EACH)	\$295.00 PER S.S.	\$265.50 3+ S.S.	
FIELD BRICK (BAGS) (8 BRICK PER BAG / 40 BAGS PER PLT)	\$17.45 PER BAG	\$15.71 10 + BAGS	\$13.96 FULL PALLET
FIELD BRICK (BULK) (320 BRICK PER PLT - LOOSE)	\$489.00 PER PALLET	\$440.10 3+ PALLETS	
W.B. MIX (SUPER SACK) (3000 LBS EACH)	\$239.00 PER S.S.	\$215.10 3+ S.S.	
W.B. MIX (BAGS) (0.5 CUFT, about 50 LBS / 54 PER PLT)	\$7.99 PER BAG	\$7.19 10 + BAGS	\$6.39 FULL PALLET

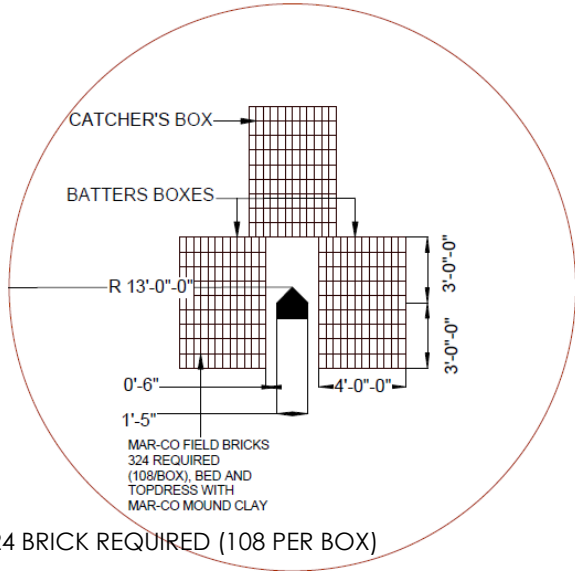


ALL PRICING IS PICKED UP AT SQI - DELIVERY IS AVAILABLE

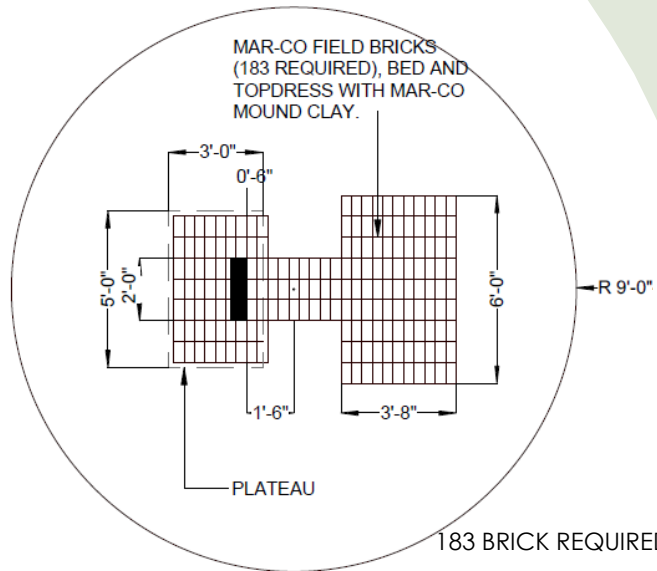
MAR 2021

BALL FIELD PRODUCT QUANTITIES

FIELD BRICK GUIDELINES



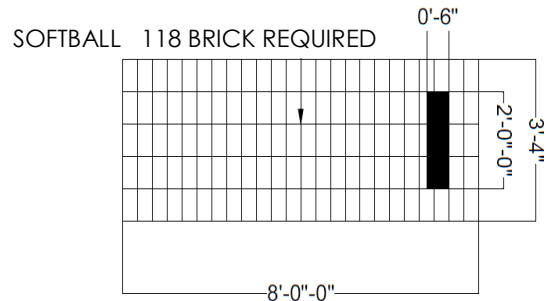
324 BRICK REQUIRED (108 PER BOX)



183 BRICK REQUIRED

INFIELD MATERIAL COVERAGE

INFIELD AREA (SQ FT)	W.B.M. NEEDED @ 1" DEPTH
1,000 sqft	4.75 ton
5,000 sqft	23.0 ton
10,000 sqft	46.0 ton



TYPICAL FIELD REQUIREMENTS

TYPE OF FIELD	BASE LENGTH	INFIELD ARC	INFIELD SKIN (SQFT)	TONS/INCH
SOFTBALL	60'	60'	8,350	38.5
SOFTBALL	60'	75'	11,256	52.0
LITTLE LEAGUE (WITH GRASS INFIELD)	60'	50'	3,850	18.0
LITTLE LEAGUE (NO GRASS INFIELD)	60'	50'	6,700	31.0
PONY BASEBALL (WITH GRASS INFIELD)	80'	80'	8,400	39.0
PONY BASEBALL (NO GRASS INFIELD)	80'	80'	10,050	46.5
OFFICIAL BASEBALL (WITH GRASS INFIELD)	90'	95'	11,550	53.5
OFFICIAL BASEBALL (NO GRASS INFIELD)	90'	95'	18,300	84.5

MAR 2021