


2023 CATALOG OF DREAMS

OUTDOOR *living*

UNILOCK
PAVERS & WALLS



“

A beautiful outdoor space should stand the test of time, every time.”

~ Ed Bryant

In 1972, our founder Ed Bryant established Unilock as a leader in the hardscape sector by introducing the ground-breaking UNI-Stone® to the North American market. From there came a steady stream of innovative products and technologies that would help elevate the industry to new heights.

From choosing the best contractor, to understanding the necessary steps to take before you start digging for installation, this catalog features a variety of useful tools to help kick-start your outdoor project. We offer an extensive line of beautiful paver and wall products that have been used to design countless beautiful spaces, from backyard patios to landmark public spaces across the continent.

Today, high-quality, design-forward Unilock products, and our partnerships with the very best installers, designers, dealers and suppliers in the industry, make us uniquely capable of helping you along in your journey to create the outdoor space of your dreams. Let's pave it forward, together.



Ed Bryant, *Unilock Founder*

UNILOCK®
PAVING IT FORWARD

TABLE OF
Contents



Journey in style as you discover, dream, and learn about our revolutionary Unilock products and resources.

6 DREAM

- | | | | |
|-----------|---------------------------|-----------|----------------------|
| 8 | Discover Unilock Finishes | 14 | Dream with Unilock |
| 10 | Choose your Shape | 46 | Unilock Best in Show |
| 13 | Unique Touches | | |

48 PRODUCTS

- | | | | |
|-----------|----------------------|------------|------------------------|
| 50 | Product Categories | 60 | Pavers & Slabs |
| 52 | Think Green | 124 | Retaining Walls |
| 54 | Unilock Technologies | 150 | Coping, Steps & Treads |

156 LEARN & PLAN

- | | | | |
|------------|------------------------------|------------|---------------------|
| 158 | Project Planning Resources | 166 | Commercial Projects |
| 162 | Finding the Right Contractor | 168 | Quality Commitment |
| 164 | Installation 101 | | |



Dream

Begin with a dream
of what's possible

Imagine an outdoor space where the inspired use of patterns, textures and shapes not only creates design-envy, but elevates your world in the most beautifully functional way.



Discover Unilock Coatings




Feels 3x better on bare feet
than ordinary pavers.

A special finishing process creates the ultra-smooth and silky surface texture of Comfort Step. This special technology results in a remarkably tight surface that is factory sealed to create a unique sensory experience that is velvety-smooth and cool underfoot.




ClassicCoat™



These factory-sealed Classic thru-mix pavers save you from the time and expense of after-market sealing and offer a layer of added protection for the product's surface texture and color.



Available exclusively on Elegance and select EnduraColor products, EasyClean enhances the surface color and provides integral stain resistance.



Surface

Finishes



Exposed Granite

Marble, granite and quartz particles are embedded into the product's surface and are later exposed through additional processing methods.

SERIES™
TRIBECA COBBLE™

Enhanced Surface

The surface of these products is enhanced using a special process to reveal a variety of distinctive colors and textures.

ARCANA™
SORENO™



Antiqued

Various methods are employed to obtain this weathered, timeworn finish, but in every instance, this patina improves the appearance.

BRUSSELS BLOCK
BRUSSELS DIMENSIONAL™
MATTONI™

Artista

The look of boldly mottled granite is achieved with a proprietary process called Artista.

GRANITO™



Brushed

IL CAMPO*



Accentuated by artistically intriguing etched lines, this surface is available exclusively from Unilock.

ColorFusion™

UMBRIANO*, ARTLINE™, U-CARA*




Color and granite particles are randomly dispersed to achieve a unique mottled surface.

Products enlarged to show surface texture.

Choose your *Shape*

SHAPING YOUR OUTDOOR PROJECT

Finding the right shape to fit your outdoor project is like placing the last puzzle piece on an exquisite work of art. It just fits! What's more, combine different shapes together to deliver a two-for-one hardscape punch that will elevate your artistic vision to new heights.



RECTANGLE
HEX
SQUARE
PLANK



What will you create?


Let your imagination run wild in the playground of Unilock paving products!

Find your *Style*

Whether you're designing a quaint backyard refuge or an ultra-modern driveway, we have a variety of paving products that'll turn your outdoor space into a little slice of heaven.



HISTORICAL



TRADITIONAL



GEOMETRIC


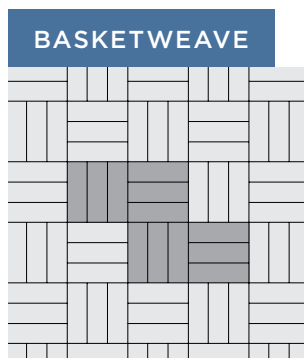
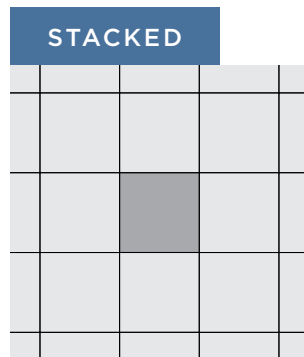
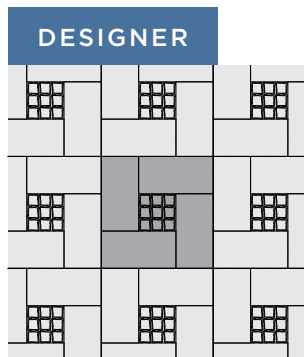
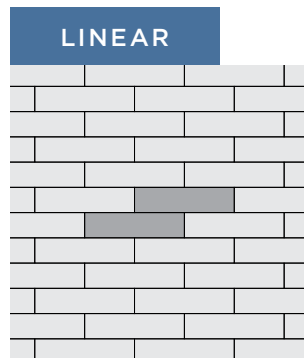
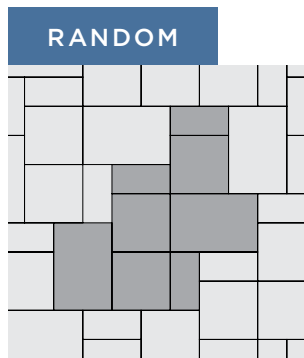


CONTEMPORARY

Pick your Pattern

PLAY WITH ANGLES

From herringbone to basket weave, the right angle can make all the difference! A Unilock Authorized Contractor can recommend the best laying patterns based on the products you choose.



THINK OUTSIDE THE BOX

Distinct laying patterns can help define unique "rooms" across your outdoor space, giving you countless design options.

Visit Unilock.com for laying patterns.


Unique Touches

Let your creativity shine! Unilock border and banding options can help enhance your distinctive designs and add touches of elegance to your driveway, walkway, patio or vertical features.



Take it a step further with multiple borders, pixelated paver rugs or contrasting geometric grids.

JOINT MATERIAL



Joint material plays an important role between pavers by keeping out weeds and other debris. However, the color you choose can also have a dramatic impact on the look of your project. Your contractor can help you decide what will work best.





Pavers: Arcana™ (Modena) with Mattoni™ (Dark Charcoal) accent rug

Fire Feature, Garden Walls and Grill Island: U-Cara® Smooth (Dark Charcoal) with Architectural Coping (Grey) *excluding Grill Island countertop





This polished and sophisticated modern farmhouse features a spectacular see-through fire feature with built-in TV as a centerpiece.



Pavers: Treo® Smooth (Granite) with Copthorne® (Basalt) accent

Firepit: Brussels Dimensional System™ (Limestone) with Ledgestone (Buff) coping and Granito™ (Sabia) with Copthorne (Basalt) circle detail

Retaining Wall, Steps, and Vertical Features: U-Cara® Smooth (Granite) with Ledgestone (Buff) coping and steps





Hex marks the spot by a circular fire pit, with a sizable pool deck perfect for entertaining the whole family.





This fire table is a happy hour haven, where guests can laugh and linger the night away.




Pavers: Bristol Valley® (Steel Mountain) with Cophorne® (Basalt) accent


Grill Island: Brussels Dimensional System™ (Mahogany Ash)



Pavers: Beacon Hill™ Smooth (Opal) with Holland Premier™ (Dark Charcoal) accent

Fire Feature and Raised Patio: Lineo™ Dimensional Stone (Midnight Charcoal) with Universal Coping (Natural) coping and steps





This elevated backyard patio raises the bar with a stunning fire feature, lounge seating and feature lighting at night.







There are always further heights to reach, and these angular, terraced retaining walls create this next-level, intimate outdoor gathering space.

Pavers: Beacon Hill™ Smooth (Granite) with Mattoni™ (Granite Fusion, Sable Blend and Dark Charcoal) accents and paver rug

Retaining Wall: SienaEdge™ (Granite)

Firepit: U-Cara® Pitched (Granite) with Natural Stone coping



Pavers: Umbriano® (Summer Wheat) with Town Hall® (Burnt Clay) accent and Natural Stone (Golden Sand) steps





Sharp angles and bold Town Hall paving borders stylishly delineate the front walkway and backyard dining space.

Pavers: Bristol Valley® (Steel Mountain)
with Copthorne® (Basalt) accent

Water Feature: Lineo™ Dimensional
Stone (Midnight Charcoal with Lineo
Dimensional Stone Limestone accent
and Natural Stone coping





A gorgeous water feature evokes tranquility, giving this linear pool deck design a touch of classy elegance.





Richcliff® (Dawn Mist and Pebble Taupe)
with Courtstone® (Basalt) accent and
Ledgestone™ (Buff) step treads





This Arts and Crafts-style home features the strikingly detailed riven texture of Richcliff, delivering classic elegance.





Pavers: Beacon Hill™ Smooth
(Granite) with Mattoni™
(Dark Charcoal) accent

Grill Island and Firepit: Lineo™
Dimensional Stone (Limestone) with
Mattoni (Dark Charcoal) accent





An L-shaped, multi-purpose outdoor kitchen with all the bells and whistles to make your chef dreams come true!



Pavers: Beacon Hill™ Smooth (Granite) with Beacon Hill Smooth (Ivory) and Cophorne® (Basalt) paver rug and accents

Water Feature: U-Cara® Umbriano® (French Grey and Midnight Sky) with Natural Stone (Stone Cliff Grey) coping





This modest pool deck makes a big splash, with a distinctive paver rug, water feature, and lighting for cozy vibes.







Simple can be better!
Wood-toned pavers
in a herringbone pattern
contrast with muted slab
tones for an exquisite
outdoor dining space.



Beacon Hill™ Smooth (Grindstone)
and Mattoni™ (Sable Blend)

Pavers: Beacon Hill™ Smooth (Opal) with Cophorne® (Basalt) accent
Fire Feature and Grill Island: Lineo™ Dimensional Stone (Sandstone, Dark Charcoal and Limestone - blended on site)
Seat Wall: Lineo Dimensional Stone (Sandstone, Dark Charcoal and Limestone - blended on site) with Cophorne (Basalt) accent and Universal coping (Natural)





This modern patio steals the show, with contrasting colors that highlight the sleek outdoor barbecue and fire features.







This backyard space is an entertainer's paradise with a complete outdoor kitchen, distinct dining, lounging, and relaxing outdoor features.



Pavers: Umbriano® (French Grey) with Town Hall® (Basalt) accent

Walls: Lineo Dimensional Stone™ (Limestone) with Lineo Dimensional Stone (Midnight Charcoal) accent

Fireplace: Lineo Dimensional Stone (Limestone) with Series™ (Onyx Black) accent

Steps & Coping:
Natural Stone





A cozy, urban vibe on two levels! Smoke the perfect brisket while your family roasts marshmallows around the fire pit.



Pavers: Arcana™ (Corvara)

Walls, Steps and Grill Island: U-Cara® Umbriano® (French Grey) with Natural Stone (Golden Sand) coping

A two-level, monochromatic patio uses contrasting borders and color tones to complement the home's architecture.



Pavers: Beacon Hill™ Smooth (Granite) with Mattoni™ (Dark Charcoal) accent and Ledgestone™ (Buff) coping

Walkway: Arcana™ (Modena)





This picturesque pool deck and sunken patio demonstrates a master class in blending unique patterns and shapes.



Pavers: Arcana™ (Avorio) with Holland Premier™ (Dark Charcoal) accent

Steps and Seating Area: Mattoni™ (Granite Fusion) with Holland Premier (Dark Charcoal) accent and Brussels Fullnose (Limestone) coping

Walls: U-Cara® Smooth (Granite) with U-Cara Series (Onyx Black) accent and Universal Coping (Natural)







JR's Creative Landscaping **Best in Show Winner**



“We were able to accommodate every element the homeowners could have dreamed of.”

Jim Rose

OWNER OF JR'S CREATIVE LANDSCAPING

It was creativity and craftsmanship that landed JR's Creative Landscaping this stunning, multi-dimensional backyard project. In initial planning meetings, Jim Rose, owner of JR's Creative Landscaping learned that the homeowners dreamed of having a multi-purpose backyard with several outdoor "rooms" for living and entertaining. They wanted a space where they could create lifetime memories, while lending itself to larger functions as well as intimate gatherings.

Fortunately, the 4,550 square foot area gave Jim and his team a very generous canvas to work in the many elements on the homeowners'



“The pool has become Grand Central Station in our neighborhood, but the outdoor kitchen may be my favorite space.”

Patrick Borchard

HOMEOWNER



wish list, which included a complete outdoor kitchen with dining area, covered living room with big screen TV, seating area with a fire feature, an in-ground pool and hot tub. “We were able to accommodate every element,” says Jim. “The biggest challenge was working in the various elevations, which would add depth to the overall setting.”

The multi-dimensional design incorporated several Unilock paver styles to help define the various areas. Unilock Granito hexagon-shaped pavers were laid in the “rooms” and edged with a charcoal-colored Mattoni banding. Unilock Beacon Hill Smooth pavers were laid in a random pattern, connecting the areas and bringing cohesion to the overall design. The retaining half walls, pillars, counters and the grill island feature Unilock Brussels Dimensional with natural cut Limestone coping. The finished project far surpassed the homeowners’ expectations.

Pavers: Beacon Hill™ Smooth (Granite) and Granito™ Hex (Sabia) with Mattoni (Dark Charcoal) accents

Vertical Features: Brussels Dimensional System™ (Limestone) with Ledgestone™ (Buff) coping and pillar caps with Ledgestone Fullnose pool coping




Products

Capture the eye with
exclusive products

From weathered cobblestone to contemporary linear, our product selection reaches beyond the horizontal to include garden walls, pillars, steps, fire tables and fountains. Rock the look that is unmistakably you, and undeniably Unilock!




Unilock Product Categories




CLASSIC

Our **budget-friendly** Classic products are manufactured to exceed ASTM standards for quality and strength.



ENDURACOLOR™

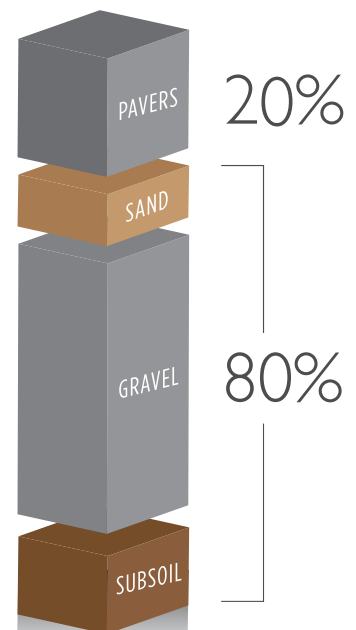
The refined look of our EnduraColor products is achieved with a two-step manufacturing process that uses concentrated color and **wear-resistant** finer aggregates to protect the surface from the appearance of fading over time.



ELEGANCE™

Our Elegance collection offers timeless beauty with styles you can't get anywhere else. From the classic luxury of riven natural stone slabs to the timeworn look of European cobblestones, the look you purchase is **the look that will last.**

Project Cost



Choose the product you love to get the maximum enjoyment from the investment you've made below the surface.

Don't Compromise

Many products look great when they're first installed, but after time the difference in quality shows.

In an average project, only 20% of the overall cost comes from the paver and wall products you choose, so don't be tempted to compromise.



Think *Green*



More and more households are implementing permeable paver projects as a sustainable, cost-effective and environmentally friendly alternative to traditional pavers.

Developed in response to growing concerns around stormwater management, permeable pavers allow rainwater to flow between the joints of pavers and back into the subsoil. This provides a dual “green” benefit: by naturally filtering out pollutants before stormwater reaches waterways, and by providing extra moisture back into surrounding plant material.

Using permeable pavers will decrease rainwater puddling on the pavement, effectively reducing the risk of ice buildup which is a benefit particularly useful on driveways.

For homeowners who live in regions where local codes require them to reduce impervious surfaces on their lot to accommodate a new landscape feature like an in-ground pool, permeable paving is a popular alternative to conventional poured-in-place concrete or asphalt.



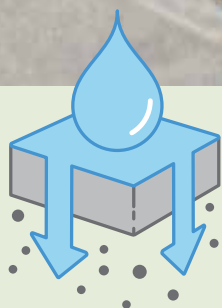
Some homeowners install rainwater collection systems underneath their paver projects to supply water to in-ground sprinkler systems!

Permeable Collection

In 1991, Unilock introduced the first permeable paver to North America. Since then, we've worked to produce the most extensive collection of permeable pavers in the industry, bringing charm and aesthetic appeal to every outdoor project.


Permeable Pavers

Special materials are used in the joints and in the permeable base below, to encourage water to flow through and reach the subsoil.



Permeable pavers look similar to traditional pavers but are designed with special spacer bars that create a wider joint.


TOWN HALL™



ECO-PRIORA™



THORNBURY™



ECO-PROMENADE™




TRIBECA COBBLE™



ECO-OPTILOC™



TREO™ SMOOTH



Ultima™



Courystone

Only Unilock has the technology in North America to manufacture Ultima Concrete resulting in pavers **up to four times stronger** than poured concrete. With Ultima, the look you purchase is the look that will last.

Exclusive to **UNILOCK**

 **ELEGANCE**


Ultima Concrete is a key ingredient in the **timeless beauty** of our Elegance collection of premium pavers.

What makes Ultima concrete so strong?

In a word, fluidity. During manufacturing, we use as little water as possible while enhancing the fluidity at the drying stage, resulting in a form that self-compacts at the chemical level. The result is an extraordinary product that is unlike anything you'll find outside of Unilock.

With Ultima

Unilock Town Hall pavers are built to last



Without Ultima

Deteriorating brick pavers exposed to deicing salts

Reala™

When it comes to creating **realistic textures** that are indistinguishable from brick, cobblestone, or flagstone, there is no room for compromise.

Any paver meant to imitate a classic building material needs to embody its look, its feel, and its strength.

At Unilock, we've been capturing all three since 2004 with our Reala technology.



How do we achieve a random appearance?

First, we cast a multitude of pavers from molds of actual flagstone, brick, and cobblestone. Then we randomize the casting process. With so much variation between molds, we can then ensure that any paver installation avoids repetition, no matter how large or small the project.

Utilizing REALA technology, a multitude of natural stone surfaces, brick and historic cobblestones are cast to create a wide variety of **authentic textures** with consistent dimensions that are more cost efficient to install.



EasyClean™



Integral Stain Resistance



BEFORE



Stains set for thirty minutes, then removed with damp paper towel, hand scrub brush and mild soap.

What does this mean for stains?

Any spill that does manage to land on an EasyClean paver can be quickly and easily wiped away - no deep scrubbing or heavy cleaners needed.

Exclusive to **JNIOCK**

Unlike after-market sealers which merely coat the top, EasyClean goes beyond the surface and becomes integral to the product during manufacturing. The result is enhanced surface color, and stain resistance.

EASYS CLEAN ADVANTAGES

Pavers are pre-sealed at the factory

Enhanced resistance to weathering

Reduced dirt absorption

Stains from leaves, coffee, ketchup, mustard, wine and BBQ oils are easier to remove

See how
it works



ColorFusion™

Exclusive to **UNILOCK**

The look of natural granite is achieved when color and granite particles are randomly dispersed using proprietary ColorFusion technology to achieve a unique mottled surface.



ColorFusion also available on our U-Cara® Multi-Face Wall System.

ColorFusion is made with the same durable concrete and fortifying manufacturing processes that make Unilock pavers last for decades. Our commitment to beautiful, long-lasting hardscaping products is what built our reputation, and we honor that commitment through continued innovation.

UNILOCK PAVER REFERENCE GUIDE

UNILOCK PAVERS	Classic	EnduraColor	Elegance	Comfort Step	ClassicCoat	EasyClean	Reala	Ultima	ColorFusion	Permeable	Vehicular
Arcana™		•				•					
Artline™		•									
Beacon Hill™ Flagstone		•									
Beacon Hill Smooth 60mm		•									
Beacon Hill Smooth 80mm		•									•
Beacon Hill Smooth XL		•									
Boulevard™		•									
Bristol Valley®		•		•		•					
Brussels Block®	•										•
Copthorne®			•			•	•	•			•
Courtstone®			•			•	•	•			•
Eco-Optiloc™	•									•	•
Eco-Priora™	•	•								•	•
Eco-Promenade®		•								•	•
Granito™ Random Bundle		•				•					
Granito™ Hex		•				•					•
Hex™ Paver		•									•
Hollandstone™	•										•
Holland Premier™		•									•
Il Campo®		•									•
Mattoni™		•									•
Promenade™ Plank		•									•
Richcliff®		•	•			•	•	•			•
Series™		•									•
Skyline™		•									
Soreno™		•		•		•					
Treo® Smooth®		•								•	
Town Hall®			•			•	•	•		•	•
Tribeca Cobble™		•								•	•
Thornbury™		•								•	•*
Umbriano® 60mm		•				•			•		
Umbriano 70mm		•				•			•		•*
Westport™	•				•						•

* See product page for details.

UNILOCK WALL REFERENCE GUIDE

UNILOCK WALLS	Classic	EnduraColor	ColorFusion	Two-Sided	Garden	Engineered
Brussels Dimensional	•			•	•	
Estate Wall™	•			•	•	
Lineo™ Dimensional	•			•	•	
Pisa™	•				•	•
Pisa Smooth XL	•				•	•
SienaEdge™	•			•		•
SienaStone™ Smooth	•			•		•
U-Cara®		•	•	•	•	•

UNILOCK STEPS REFERENCE GUIDE

UNILOCK STEPS	Classic	Reala	Natural
Ledgestone™		•	
SienaStone	•		
SienaStone Smooth	•		
Natural Stone Sandstone			•
Natural Stone Limestone			•

COPING PAIRINGS REFERENCE GUIDE

UNILOCK COPINGS	Architectural	Ledgestone	Universal	Natural Stone	Brussels Fullnose	Estate Wall	Pisa
Brussels Dimensional		•	•	•	•		
Lineo Dimensional Stone		•					
Pisa		•	•	•			•
Pisa Smooth XL	•	•	•	•			
U-Cara	•	•	•	•			



Scan here to access our complete index of paver and wall products.





Pavers & Slabs

From traditional shapes and textures to the most advanced technology and unique styles, the choices available in our paver collection are unrivaled in the industry.

Umbriano® (Winter Marvel) with Town Hall® (Basalt) accent



WALL MATCH / Pisa™ / Page 139

CLASSIC

ClassicCoat

Factory sealed to protect surface texture and color

WESTPORT

Westport™



BEECHWOOD



GRANITE

3 UNIT RANDOM BUNDLE DRIVE FRIENDLY




LARGE RECTANGLE
10 x 15 x 2¾"
254 x 380 x 70mm



SQUARE
10 x 10 x 2¾"
254 x 254 x 70mm



RECTANGLE
5 x 10 x 2¾"
127 x 254 x 70mm



WALL MATCH / Brussels Dimensional System™ / Page 137

Color selection should be chosen from actual samples.

Sandstone with Copthorne® (3 Color Blend) accent

CLASSIC

Brussels Block®



COFFEE CREEK



LIMESTONE



SANDSTONE



MAHOGANY ASH



DARK CHARCOAL Half Stone Only

INDIVIDUAL UNITS DRIVE FRIENDLY

Antiqued Finish



XL STONE
8 1/4 x 13 3/4 x 2 3/4"
208 x 348 x 70mm



STANDARD STONE
6 7/8 x 8 1/4 x 2 3/4"
173 x 208 x 70mm



HALF STONE
4 x 6 7/8 x 2 3/4"
104 x 173 x 70mm



CLASSIC

Hollandstone™



BEECHWOOD



RUSTIC RED



TERRA COTTA



SANDSTONE
While Supplies Last

STANDARD DRIVE FRIENDLY



4 x 8 x 2 3/8"
100 x 200 x 60mm



4 x 8 x 3 1/8"
100 x 200 x 80mm

80mm SPECIAL ORDER
Minimum quantities may apply.

Color selection should be chosen from actual samples.

Terra Cotta



CLASSIC

Eco-Optiloc™



SPECIAL ORDER PRODUCT
Minimum quantities may apply

NATURAL

STANDARD PERMEABLE DRIVE FRIENDLY



9 7/8 x 9 7/8 x 3 1/8"
250 x 250 x 80mm

Color selection should be chosen from actual samples.

Natural



ENDURACOLOR™

Eco-Promenade®



Standard, Premier, Umbriano®, Series™ and Il Campo® Finishes available as Special Order.

Eco-Promenade can be manufactured in a variety of custom colors and textures. Minimum quantities may apply. Please contact your Unilock representative for more details.

STANDARD PERMEABLE DRIVE FRIENDLY



2⁷/₈ x 11¹/₈ x 3⁷/₈"
76 x 300 x 100mm

SPECIAL ORDER PRODUCT

Minimum quantities may apply

Color selection should be chosen from actual samples.

Premier Opal Blend with Dark Charcoal accent



ENDURACOLOR™ / CLASSIC

New

Eco-Priora™ 



GRANITE **NEW**



FOSSIL **NEW**



BEECHWOOD **CLASSIC**


RECTANGLE PERMEABLE DRIVE FRIENDLY



5 x 10 x 3/8"
120 x 240 x 80mm

Color selection should be chosen from actual samples.

Granite



WALL MATCH / Lineo™ Dimensional Stone / Page 133

Holland Premier™



CHARLESTON



DARK CHARCOAL



GRANITE



FOSSIL




IVORY **NEW**

STANDARD DRIVE FRIENDLY



4 x 8 x 2 3/8"
100 x 200 x 60mm




WALL MATCH / U-Cara® / Page 129

Mattoni™

Exclusive to **UNILOCK**



COCOA BROWN



GRANITE FUSION



SABLE BLEND




DARK CHARCOAL

STANDARD DRIVE FRIENDLY

Antiqued Finish



2³/₈ x 9¹/₂ x 2³/₄"
60 x 240 x 70mm



WALL MATCH / SienaStone Smooth™ / Page 142

Color selection should be chosen from actual samples.

Granite with Copthorne® (Basalt) accent and U-Cara® Smooth (Granite) with Ledgestone™ (Buff) coping

New

Treo® Smooth



GRANITE **NEW**




FOSSIL **NEW**



TUSCANY **NEW**

3 UNIT RANDOM BUNDLE PERMEABLE PEDESTRIAN ONLY



LARGE RECTANGLE
8⁷/₈ x 13¹/₄ x 2³/₈"
225 x 338 x 60mm



SQUARE
8⁷/₈ x 8⁷/₈ x 2³/₈"
225 x 225 x 60mm



SMALL RECTANGLE
4¹/₂ x 8⁷/₈ x 2³/₈"
112 x 225 x 60mm



WALL MATCH / Brussels Dimensional System™ / Page 137

Color selection should be chosen from actual samples.

Sierra pavers with Brussels Dimensional System™ (Mahogany Ash) with LedgeStone™ (Buff) coping

Beacon Hill™ Flagstone



BIRCH



FOSSIL



SIERRA

3 UNIT RANDOM BUNDLE PEDESTRIAN ONLY



LARGE RECTANGLE
15 x 22½ x 2⅜"
380 x 570 x 60mm



SQUARE
15 x 15 x 2⅜"
380 x 380 x 60mm



SMALL RECTANGLE
7½ x 15 x 2⅜"
190 x 380 x 60mm



WALL MATCH / Pisa™ Smooth XL / Page 140

Beacon Hill™ Smooth



BIRCH




FOSSIL



GRINDSTONE **NEW**




GRANITE




OPAL

3 UNIT RANDOM BUNDLE PEDESTRIAN ONLY



LARGE RECTANGLE
15 x 22½ x 2⅜"
380 x 570 x 60mm



SQUARE
15 x 15 x 2⅜"
380 x 380 x 60mm



SMALL RECTANGLE
7½ x 15 x 2⅜"
190 x 380 x 60mm

SMALL RECTANGLE PEDESTRIAN ONLY




GRANITE **NEW**



FOSSIL **NEW**



IVORY **NEW**



DARK CHARCOAL



7½ x 15 x 2⅜"
190 x 380 x 60mm



ENDURACOLOR™

Beacon Hill™ Smooth XL




GRANITE



OPAL

XL UNIT PEDESTRIAN ONLY



22½ x 37½ x 2⅜"
570 x 950 x 60mm

Color selection should be chosen from actual samples.


Granite



ENDURACOLOR™

New

Beacon Hill™ Smooth 80mm




GRANITE **NEW**



FOSSIL **NEW**

3 UNIT RANDOM BUNDLE DRIVE FRIENDLY



LARGE RECTANGLE
2 1/4 x 14 1/8 x 3 1/8"
534 x 356 x 80mm



SQUARE
14 1/8 x 14 1/8 x 3 1/8"
356 x 356 x 80mm



SMALL RECTANGLE
7 1/16 x 14 1/8 x 3 1/8"
174 x 356 x 80mm



WALL MATCH / Estate Wall™ / Page 135

Color selection should be chosen from actual samples.

Steel Mountain with Copthorne® (Basalt) accent



Bristol Valley®

Exclusive to **JNIOCK**



BAVARIAN



FOSSIL




STEEL MOUNTAIN


3 UNIT RANDOM BUNDLE PEDESTRIAN ONLY



LARGE RECTANGLE
15 x 22½ x 2⅜"
380 x 570 x 60mm



SQUARE
15 x 15 x 2⅜"
380 x 380 x 60mm



SMALL RECTANGLE
7½ x 15 x 2⅜"
190 x 380 x 60mm



ENDURACOLOR™

Boulevard™




RIVER



GRANITE

3 UNIT RANDOM BUNDLE PEDESTRIAN ONLY



LARGE RECTANGLE
12 x 24 x 2³/₄"
305 x 610 x 70mm



MEDIUM RECTANGLE
12 x 18 x 2³/₄"
305 x 457 x 70mm



SQUARE
12 x 12 x 2³/₄"
305 x 305 x 70mm


Color selection should be chosen from actual samples.

Granite with Il Campo® (Dark Charcoal) accent



ENDURACOLOR™

Thornbury™



BIRCH



SIERRA

3 UNIT RANDOM BUNDLE PERMEABLE DRIVE FRIENDLY



LARGE RECTANGLE
13¾ x 16½ x 2¾"
350 x 420 x 70mm



MEDIUM RECTANGLE
13½ x 8¼ x 2¾"
350 x 210 x 70mm



SMALL RECTANGLE
6⅞ x 8¼ x 2¾"
173 x 210 x 70mm

Color selection should be chosen from actual samples.

Sierra with Town Hall® (Basalt) accent



WALL MATCH / Lineo™ Dimensional Stone / Page 133

Color selection should be chosen from actual samples.

Opal Blend, Steel Grey Blend, Granite Blend and Black Granite with Beacon Hill™ Slab(Opal) walkway

Promenade™ Plank Paver

SPECIAL ORDER PRODUCT
Minimum quantities may apply

SMOOTH FINISH DRIVE FRIENDLY



OPAL BLEND




8 x 24 x 4"
200 x 600 x 100mm



STEEL GREY BLEND



4 x 16 x 4"
100 x 400 x 100mm



SANDSTONE Available in 4x12 Only



4 x 12 x 4"
100 x 300 x 100mm

IL CAMPO™ FINISH DRIVE FRIENDLY


Brushed Finish



LIGHT GREY



8 x 24 x 4"
200 x 600 x 100mm



GRANITE BLEND



4 x 12 x 4"
100 x 300 x 100mm



DARK CHARCOAL

SERIES™ FINISH DRIVE FRIENDLY

Exposed Granite



BLACK GRANITE



8 x 24 x 4"
200 x 600 x 100mm



4 x 12 x 4"
100 x 300 x 100mm




WALL MATCH / U-Cara® Smooth / Page 129

Color selection should be chosen from actual samples.

Granite with Granite Blend (Il Campo) and Series™ (Onyx Black) accent

Artline™




BIRCH



GRANITE

SPECIAL ORDER FINISH



GRANITE BLEND IL CAMPO® FINISH

7 UNIT RANDOM BUNDLE PEDESTRIAN ONLY




$4\frac{7}{8} \times 6\frac{3}{4} \times 2\frac{3}{4}$ "
125 x 169 x 70mm




$4\frac{7}{8} \times 10\frac{3}{8} \times 2\frac{3}{4}$ "
125 x 263 x 70mm



$4\frac{7}{8} \times 17\frac{3}{4} \times 2\frac{3}{4}$ "
125 x 450 x 70mm




$7\frac{1}{2} \times 8\frac{7}{8} \times 2\frac{3}{4}$ "
188 x 225 x 70mm



$7\frac{1}{2} \times 13\frac{3}{8} \times 2\frac{3}{4}$ "
188 x 338 x 70mm



$4\frac{7}{8} \times 13\frac{3}{8} \times 2\frac{3}{4}$ "
125 x 338 x 70mm



$7\frac{1}{2} \times 17\frac{3}{4} \times 2\frac{3}{4}$ "
188 x 450 x 70mm



ENDURACOLOR™

Exclusive to **JNIBLOCK**

Il Campo®



DARK CHARCOAL

STANDARD DRIVE FRIENDLY

Brushed Finish



4 x 8 x 2³/₄"
100 x 200 x 70mm

Color selection should be chosen from actual samples.

Dark Charcoal with Richcliff® (Dawn Mist) and Brussels Block® (Sandstone)



ENDURACOLOR™

Series™



ONYX BLACK



GOLDEN TAN SPECIAL ORDER

STANDARD DRIVE FRIENDLY

Exposed Granite



4 x 8 x 2³/₈"
100 x 200 x 60mm

Series 70mm
Available While Supplies Last
Onyx Black Only

Color selection should be chosen from actual samples.

Series accent in Onyx Black with Artline™ (Granite) pavers



ENDURACOLOR™

Tribeca Cobble™



COBALT GREY



PEPPERED GRANITE

SPECIAL ORDER PRODUCT
Minimum quantities may apply

3 UNIT RANDOM BUNDLE PERMEABLE DRIVE FRIENDLY Exposed Granite



LARGE RECTANGLE
 $5\frac{1}{8} \times 12 \times 2\frac{3}{4}$ "
 130 x 305 x 70mm



MEDIUM RECTANGLE
 $5\frac{1}{8} \times 9 \times 2\frac{3}{4}$ "
 130 x 230 x 70mm



SMALL RECTANGLE
 $5\frac{1}{8} \times 7 \times 2\frac{3}{4}$ "
 130 x 175 x 70mm

Color selection should be chosen from actual samples.

Cobalt Grey



ENDURACOLOR™

Hex™



GRANITE



DARK CHARCOAL

HEX DRIVE FRIENDLY



8 x 8 x 2³/₄"
200 x 200 x 70mm

Color selection should be chosen from actual samples.

Granite and Dark Charcoal with Series™ (Onyx Black) accent



WALL MATCH / Pisa™ Smooth XL / Page 140

Color selection should be chosen from actual samples.

Sabia (Hex) with Cophorne® (Basalt) border and U-Cara® Smooth (Granite) wall with LedgeStone™ (Buff) coping



Granito™

Exclusive to **UNILOCK**



NOTTE



SABIA

SPECIAL ORDER PRODUCT
Minimum quantities may apply

3 UNIT RANDOM BUNDLE PEDESTRIAN ONLY



LARGE RECTANGLE
14 x 21 x 2³/₈"
360 x 540 x 60mm



SQUARE
14 x 14 x 2³/₈"
360 x 360 x 60mm



SMALL RECTANGLE
7 x 14 x 2³/₈"
180 x 360 x 60mm



NOTTE



SABIA

SPECIAL ORDER PRODUCT
Minimum quantities may apply

HEX UNIT DRIVE FRIENDLY



8 x 8 x 2³/₄"
200 x 200 x 70mm



WALL MATCH / SienaStone Smooth™ / Page 142

ENDURACOLOR™

COLORFUSION™
Subtly mottled color finish

 **EasyClean™**
Factory sealed for integral stain resistance



UMBRIANO 60 MM

Umbriano® 60mm

Exclusive to **JNIOCK**



FRENCH GREY



SUMMER WHEAT




WINTER MARVEL

3 UNIT RANDOM BUNDLE PEDESTRIAN ONLY




LARGE RECTANGLE
14 x 21 x 2³/₈"
360 x 540 x 60mm



SQUARE
14 x 14 x 2³/₈"
360 x 360 x 60mm



SMALL RECTANGLE
7 x 14 x 2³/₈"
180 x 360 x 60mm



WALL MATCH / Lineo™ Dimensional Stone / Page 133



Umbriano® 70mm

Exclusive to **UNILOCK**

SPECIAL ORDER PRODUCT
Minimum quantities may apply



FRENCH GREY



SUMMER WHEAT



WINTER MARVEL




MIDNIGHT SKY 8x16 Only

DRIVE FRIENDLY



12 x 24 x 2³/₄"
300 x 600 x 70mm




16 x 16 x 2³/₄"
400 x 400 x 70mm




8 x 16 x 2³/₄"
200 x 400 x 70mm

PEDESTRIAN ONLY



24 x 24 x 2³/₄"
600 x 600 x 70mm



WALL MATCH / U-Cara® / Page 129

Color selection should be chosen from actual samples.

Corvara with Lineo™ Dimensional Stone (Limestone) and Ledgestone™ (Grey) fullnose coping



Arcana™

Exclusive to **UNILOCK**

SPECIAL ORDER PRODUCT
Minimum quantities may apply



CORVARA



AVORIO



MODENA



VIVANTO

INDIVIDUAL UNITS PEDESTRIAN ONLY

Enhanced Surface



24 x 24 x 2"
600 x 600 x 50mm



18 x 24 x 2"
450 x 600 x 50mm



12 x 24 x 2"
300 x 600 x 50mm



ENDURACOLOR™

Skyline™



Perfect for roof decks and other raised floor applications.

SPECIAL ORDER PRODUCT
Minimum quantities may apply

CHAMOIS

SLAB PEDESTRIAN ONLY



$23\frac{3}{8} \times 23\frac{3}{8} \times 2"$
606 x 606 x 50mm



Unilock Pedestal System
Contact your local Unilock Rep for more information.


Color selection should be chosen from actual samples.

Chamois with custom accent



WALL MATCH / U-Cara Smooth/ Page 129

ENDURACOLOR™

 **comfort step.**
Ultra-smooth surface texture

 **EasyClean™**
Factory sealed for integral stain resistance


Soreno™ **New**



Exclusive to **UNILOCK®**



LIGHT GRANITE **NEW**



TOSCANA BEIGE **NEW**

SPECIAL ORDER PRODUCT
Minimum quantities may apply

SLAB PEDESTRIAN ONLY

Enhanced Surface



16 x 32 x 2"
40 7x 813 x 50mm

Color selection should be chosen from actual samples.



TOP Golden Sand

LEFT Stone Cliff Grey

RIGHT Black River with Lineo™ Dimensional Stone (Limestone) wall

Color selection should be chosen from actual samples.

Natural Stone


Suitable for pool decks, wood decks, patios, entrances and concrete overlays.



IVORY SAND
SANDSTONE



GOLDEN SAND
SANDSTONE



STONE CLIFF GREY
SANDSTONE



BLACK RIVER
LIMESTONE

INDIVIDUAL UNITS PEDESTRIAN ONLY



12 x 24 x 7/8"
300 x 600 x 22mm



18 x 24 x 7/8"
450 x 600 x 22mm




24 x 24 x 7/8"
600 x 600 x 22mm



24 x 36 x 7/8"
600 x 900 x 22mm

PAGE 154 FOR
STEPS & COPING



TOP Travstone Beige

LEFT Travstone Noce

RIGHT Gotham Nero

Color selection should be chosen from actual samples.

Porcelain Tile

Suitable for pool decks, wood decks, patios, entrances and concrete overlays.

SPECIAL ORDER PRODUCT
Minimum quantities may apply

24 x 24 PEDESTRIAN ONLY



GOTHAM GREY



GOTHAM NERO



TRAVSTONE BEIGE



TRAVSTONE NOCE




$23\frac{5}{8} \times 23\frac{5}{8} \times \frac{3}{4}$ "
 600 x 600 x 20mm

16 x 32 PEDESTRIAN ONLY



ARBOR BIANCO




TRAVSTONE GREY



TRAVSTONE BEIGE



$15\frac{3}{4} \times 31\frac{1}{2} \times \frac{3}{4}$ "
 400 x 800 x 20mm



Richcliff®


EXCLUSIVE TO **JNIOCK**

Inspired by the texture of natural cut flagstone, Richcliff offers superior durability and timeless appeal ideal for driveways, patios, walkways and commercial projects.

A multitude of stone textures were cast using Reala™ Technology, to ensure that finished projects will have a completely random and natural appearance. And unlike natural stone, which can crack, split and fade, Richcliff is virtually indestructible.

 **ELEGANCE™**





WALL MATCH / Pisa™ Smooth XL / Page 140



Richcliff®

Exclusive to **UNILOCK**



DAWN MIST



PEBBLE TAUPE




PEBBLE TAUPE / DAWN MIST
BLENDED ON SITE

3 UNIT RANDOM BUNDLE DRIVE FRIENDLY



RECTANGLE
12 x 9 x 2³/₈"
300 x 226 x 60mm



SQUARE
9 x 9 x 2³/₈"
226 x 226 x 60mm



SMALL RECTANGLE
6 x 9 x 2³/₈"
150 x 226 x 60mm

LARGE RECTANGLE PEDESTRIAN ONLY Pebble Taupe Only



21 x 12 x 2³/₈"
528 x 302 x 60mm
WHILE SUPPLIES LAST



Courtstone®

EXCLUSIVE TO **JNIOCK**

The polished look of Courtstone brings a luxurious, old-world elegance, with Ultima™ Concrete Technology providing up to four times the strength of conventional poured concrete.

The unique shapes of Courtstone are cast from real European cobblestones using Reala™ Technology, but manufactured with a consistent base for efficient installation and superior interlock.

 **ELEGANCE™**





WALL MATCH / Lineo™ Dimensional Stone / Page 133



ULTIMA™

Up to 4x stronger than poured-in-place concrete

REALA™

Cast from historical cobblestones



Factory sealed for integral stain resistance



COURTSTONE

Courtstone®

Exclusive to **UNILOCK**



BASALT

5 UNIT RANDOM BUNDLE DRIVE FRIENDLY



XL Rectangle
5 1/8 x 8 3/8 x 2 3/8"
130 x 215 x 60mm



LARGE RECTANGLE
5 1/8 x 7 1/4 x 2 3/8"
130 x 185 x 60mm



RECTANGLE
5 1/8 x 6 1/2 x 2 3/8"
130 x 165 x 60mm



SMALL RECTANGLE
5 1/8 x 5 3/4 x 2 3/8"
130 x 145 x 60mm



SQUARE
5 1/8 x 5 1/8 x 2 3/8"
130 x 130 x 60mm



Town Hall[®]

EXCLUSIVE TO **JNIOLOCK**

Modeled after historic North American clay street pavers, Town Hall is perfect for any traditional or permeable applications. The rich colors and classic shape also make it a popular border or accent paver.

Town Hall textures were cast from a multitude of different surfaces using Reala™ Technology, for a vintage, streetscape charm that stands the test of time.

 **ELEGANCE**





WALL MATCH / Estate Wall™ / Page 135



ULTIMA™

Up to 4x stronger than poured-in-place concrete

REALA™

Cast from historical brick




Town Hall

Exclusive to **UNILOCK**



BURGUNDY RED




BURNT CLAY



OLD OAK



3 COLOR BLEND Blended on Site



BASALT

STANDARD PERMEABLE DRIVE FRIENDLY



4 x 9³/₄ x 2³/₄"
100 x 250 x 70mm



Copthorne®

EXCLUSIVE TO **JNIOCK**

Inspired by the rich color and timeworn beauty of European street pavers, Copthorne offers more delicate dimensions than Town Hall. These proportions make it possible to design curved walkways and borders without the need for cutting.

Cast using Reala Technology for an authentic surface appearance, and Ultima Concrete Technology to deliver up to four times the strength of conventional poured concrete, Copthorne offers timeless beauty.

 **ELEGANCE™**





WALL MATCH / Brussels Dimensional System™ / Page 137



ULTIMA™

Up to 4x stronger than poured-in-place concrete

REALA™

Cast from historic brick

 **EasyClean™**
Factory sealed for integral stain resistance



COPTHORNE

Copthorne

Exclusive to **UNILOCK**



BURGUNDY RED



BURNT CLAY



OLD OAK



3 COLOR BLEND Blended on Site



BASALT

STANDARD DRIVE FRIENDLY



2½ x 7⅞ x 2⅜"
65 x 200 x 60mm





Retaining Walls & Vertical Features

Unlimited creative possibilities exist for retaining soil or building vertical features like grill islands and firepits. Now the durability of EnduraColor™ is available, thanks to our U-Cara® Fascia Panels.

Pavers: Treo® Smooth (Granite) and Granito™ (Sabia) with Copthorne® (Basalt) accent
Wall: U-Cara® Wall Mount System with U-Cara Smooth Fascia Panels (Granite)



TOP Fossil Pitched with Fossil Smooth backsplash and Beacon Hill™ Flagstone pavers

LEFT Umbriano® French Grey with Natural Stone Coping

RIGHT Granite Smooth with Series™ Onyx Black accent and Arcana™ slabs

Color selection should be chosen from actual samples.



U-Cara received the "red dot" award for high design quality and innovation.

U-Cara® Multi-Face Wall System

This patented wall system, exclusive to Unilock, represents a revolution in wall design. With U-Cara it's now possible to design walls, pillars, planters, fire features, grill islands and more, with the refined surface and long-lasting color of exclusive Unilock EnduraColor finishes.

FASCIA PANELS

SMOOTH PANELS




GRANITE



FOSSIL



NATURAL



SIERRA



DARK CHARCOAL

PITCHED PANELS



GRANITE



SIERRA



FOSSIL



NATURAL While Supplies Last

UMBRIANO PANELS

SPECIAL ORDER




FRENCH GREY



SUMMER WHEAT



WINTER MARVEL




MIDNIGHT SKY

SERIES 3" PANEL



ONYX BLACK

SMOOTH 3" PANEL



FOSSIL While Supplies Last



TOP Granite Pitched with Beacon Hill™ Smooth (Granite) slabs

LEFT Granite Pitched with Umbriano® Midnight Sky accent and Natural Stone coping

RIGHT Granite Pitched with Umbriano French Grey and Mattoni™ (Dark Charcoal) accents

Color selection should be chosen from actual samples.

U-Cara® Multi-Face Wall System

DESIGN MATCH

Wall
U-Cara Fascia Panel
Granite Smooth



Paver
Beacon Hill Smooth
Granite



Accent Series
Onyx Black



COPING OPTIONS

Ledgestone, Natural Stone
or Universal Coping.

U-CARA

1 BASE UNIT



UNIVERSAL BASE UNIT
19 x 14 x 2"
482 x 355 x 55mm

2 BACKER BLOCKS



SURETRACK STANDARD
6 x 8 x 6"
150 x 200 x 150mm



SURETRACK LARGE
6 x 7½ x 12"
150 x 190 x 300mm



SURETRACK CORNER INSERT
L = 2"
50mm

3 FASCIA PANELS

6" STANDARD FASCIA



6 x 18½ x 2¾"
150 x 466 x 60mm

3" SERIES PANEL



3 x 9¼ x 2¾"
75 x 233 x 60mm

2 UNIT CORNER BUNDLE



CLOSED-END FASCIA PANEL
6 x 21 x 2¾"
150 x 533 x 60mm



STANDARD FASCIA HALF PANEL
6 x 9¼ x 2¾"
150 x 233 x 60mm

4 FASCIA PANEL STYLES



SMOOTH



PITCHED




UMBRIANO



SERIES

5 COPING

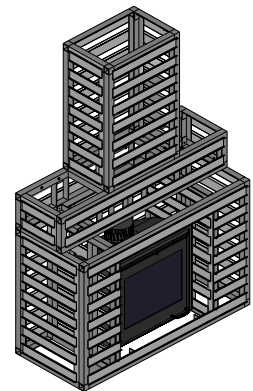
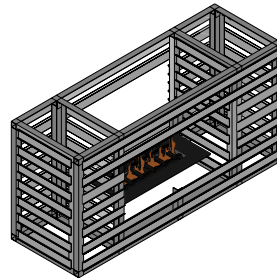



UNIVERSAL
14 x 19 x 2¾"
355 x 482 x 70mm

SEE PAGE 152-155 FOR
MORE COPING OPTIONS

U-Cara® Modular System

Our U-Cara Modular System offers a variety of aluminium frames that can be mixed and matched to construct vertical features like grill islands, fire features and pillars.



Speak to your contractor to select a design and a U-Cara fascia panel finish to suit your project.

U-Cara[®] Wall Mount System

The U-Cara Wall Mount System allows you to put the finishing touches on your project by cladding existing structures with U-Cara fascia panels.

Create matching vertical features with the U-Cara Modular System to complete your cohesive design.



Ideal for garden sheds, wing walls, exposed foundation, existing steps or concrete and wood substrates.



TOP Limestone and Midnight Charcoal Blend with Beacon Hill™ Smooth with Cophorne® accent

LEFT Sandstone with Mattoni™ (Dark Charcoal) accent and Ledgestone™ (Buff) coping

RIGHT Limestone with Mattoni (Dark Charcoal) accent and Beacon Hill Smooth pavers

Color selection should be chosen from actual samples.

CLASSIC

DESIGN MATCH

Wall
Lineo Dimensional Stone
Limestone



Paver
Beacon Hill Smooth
Dark Charcoal



Accent
Holland Premier
Dark Charcoal



Lineo™ Dimensional Stone

COPING OPTIONS

Ledgestone, Natural Stone
or Universal Coping.

LINEO DIMENSIONAL STONE



LIMESTONE




MIDNIGHT CHARCOAL




SANDSTONE


4 UNIT RANDOM BUNDLE




4 x 24 x 8"
100 x 600 x 200mm




4 x 20 x 8"
100 x 500 x 200mm



4 x 16 x 8"
100 x 400 x 200mm



4 x 12 x 8"
100 x 300 x 200mm



PILLAR / CORNER UNIT
3 7/8 x 11 7/8 x 7 7/8"
100 x 280 x 200mm



UNIVERSAL BASE UNIT
19 x 14 x 2"
482 x 355 x 55mm



TOP Sierra with Copthorne® (Basalt) accent

LEFT Sierra with Ledgestone™ Fullnose (Buff) coping

RIGHT Sierra with Ledgestone™ (Buff) coping

Color selection should be chosen from actual samples.

CLASSIC

Estate Wall™

DESIGN MATCH

Wall
Estate Wall
Sandstone



Paver
Beacon Hill Flagstone
Birch



Accent
Cophorne
3 Color Blend



COPING OPTIONS

Ledgestone™, Natural Stone
or Universal Coping .

ESTATE WALL



GRANITE



SANDSTONE



SIERRA

3 UNIT RANDOM BUNDLE



LARGE UNIT
9 x 16 x 6"
230 x 380 x 150mm



MEDIUM UNIT
9 x 12 x 6"
230 x 320 x 150mm



SMALL UNIT
9 x 9 x 6"
230 x 230 x 150mm



CORNER
9 x 12½ x 6"
230 x 320 x 150mm



COPING
12⅝ x 3 x 11⅞"
320 x 75 x 300mm



UNIVERSAL BASE UNIT
19 x 14 x 2"
482 x 355 x 55mm



TOP Sandstone with Series™ (Black Granite) accent and Brussels Block® (Sandstone) pavers

LEFT Mahogany Ash with Natural Stone (Black River) coping

RIGHT Limestone with Brussels Fullnose™ (Limestone) coping

Color selection should be chosen from actual samples.


CLASSIC

DESIGN MATCH

Wall
Brussels Dimensional System
Midnight Charcoal



Paver
Brussels Block
Limestone



Accent
Brussels Block Half Unit
Dark Charcoal



Brussels Dimensional System™

COPING OPTIONS

Ledgestone™, Natural Stone
or Universal Coping.



COFFEE CREEK




SANDSTONE



LIMESTONE



MAHOGANY ASH



MIDNIGHT CHARCOAL *Not available in Sunset Firepit Kit*



STANDARD
8 x 12 x 4"
200 x 300 x 100mm



UNIVERSAL BASE UNIT
19 x 14 x 2"
482 x 355 x 55mm

Antiqued Finish

SUNSET FIREPIT KITS

Antiqued Finish

Round



Square



Square fire pit kit is constructed with Brussels Dimensional Standard Corner units.

See page 144 for more details.

Round and Square fire pit inserts sold separately.



TOP Beechwood with Beechwood Coping and Beacon Hill™ Flagstone pavers

LEFT Beechwood with Beechwood Coping

RIGHT Granite with Natural Stone (Black River) pillar cap

Color selection should be chosen from actual samples.

CLASSIC

DESIGN MATCH




Pisa™

COPING OPTIONS

Ledgestone™, Natural Stone or Universal Coping.



BEECHWOOD



CHARCOAL



GRANITE



SANDSTONE



TAPERED
 8 x 12 x 6"
 200 x 300 x 150mm



CORNER
 8 x 12 x 6"
 200 x 300 x 150mm



PISA COPING
 12 x 12 x 3"
 300 x 300 x 75mm



UNIVERSAL BASE UNIT
 19 x 14 x 2"
 482 x 355 x 55mm



CLASSIC

New


Pisa™ Smooth XL




GRANITE **NEW**




FIELDSTONE **NEW**



XL TAPERED
 $15\frac{3}{4} \times 11\frac{7}{8} \times 5\frac{7}{8}$ "
 400 x 300 x 150 mm



COPING
 $15\frac{3}{4} \times 12\frac{3}{4} \times 3$ "
 400 x 325 x 75 mm



CORNER
 $15\frac{3}{4} \times 7\frac{7}{8} \times 5\frac{7}{8}$ "
 400 x 200 x 150 mm

Color selection should be chosen from actual samples.

Granite



CLASSIC

SienaStone™



NATURAL

STOCK ITEM



CLOSED-END COPING
20 x 48 x 7¼"
500 x 1200 x 185mm

SPECIAL ORDER

SPECIAL ORDER PRODUCT

Minimum quantities may apply



STANDARD 925
36½ x 48 x 7¼"
925 x 1200 x 185mm



STANDARD 500
20 x 48 x 7¼"
500 x 1200 x 185mm



COPING
20 x 47¼ x 7¼"
500 x 1200 x 185mm



CORNER 45° (left & right)
20 x 43⅓ x 7¼"
500 x 1100 x 185mm



CORNER 90° (left & right)
20 x 43⅓ x 7¼"
500 x 1100 x 185mm

Color selection should be chosen from actual samples.


Natural



CLASSIC

New

SienaStone™ Smooth



GRANITE BLEND **NEW**



STANDARD 375
 $14\frac{3}{4} \times 47\frac{1}{4} \times 7"$
 $375 \times 1200 \times 180\text{mm}$



CORNER UNIT 375
 $14\frac{3}{4} \times 38\frac{3}{8} \times 7"$
 $375 \times 975 \times 180\text{mm}$



COPING 383
 $15 \times 47\frac{1}{4} \times 7"$
 $383 \times 1200 \times 180\text{mm}$



CLOSED-END COPING 383
 $15 \times 47\frac{1}{4} \times 7"$
 $383 \times 1200 \times 180\text{mm}$

Color selection should be chosen from actual samples.



CLASSIC

SienaEdge™



GRANITE

NOTE: Coping Unit can also act as a closed end unit with the unique patented locking mechanism.



STANDARD / CORNER UNIT
11½ x 39 x 7"
290 x 1000 x 180mm



COPING
11½ x 39 x 7"
290 x 1000 x 180mm

Color selection should be chosen from actual samples.

Firepits and Fire Features

Imagine flames crackling on a cool night, curling up under the stars with friends and family, and sipping a warm cup of hot chocolate. Soak up that sense of bliss from your backyard with a Unilock firepit!





U-Cara

HEAT DAMAGE PREVENTION

To ensure a long-lasting fire feature, direct exposure to extreme heat from an open flame should be avoided. Always construct fire features with a protective heat barrier such as a metal insert, refractory blocks or approved firebrick to prevent potential heat damage.

NOTE: Large fires and extreme heat are detrimental to concrete.

SUNSET FIREPIT KIT



Square shape also available.

FIREPIT INSERT

Firepit kit comes with a firepit insert (sold separately) that fits securely into the firepit.

PRE-BUILT ELEMENTS



TUSCANY

BARCELONA
SPECIAL ORDER

Pre-built elements are constructed of Brussels Dimensional System™ with Copthorne® or Umbriano® accents. Grill Islands are also available. Speak to your contractor for more information.

Outdoor Kitchens

There's nothing more fun than cooking al fresco. An outdoor kitchen is an entire, defined space dedicated to preparing meals among family and friends, but with a much livelier backdrop!



Learn about things to consider when designing your outdoor kitchen.





U-Cara

Design Considerations

Think about how you'll use the space, the outdoor appliances you need, the best location for a kitchen in your yard, and how it will weather in the elements over time.



U-Cara





Lineo® Dimensional Stone

From a practical side, an outdoor kitchen is an extension of your home's living and entertaining space, allowing you to make the most of your backyard.

Water Features & Pillars

From fountains and ponds, to waterfalls and custom water features, these soothing additions are a popular way to enhance your landscape design.




Elevate your outdoor space to new heights by incorporating pillars into your design. With varying heights and functions, pillars create a sense of permanence and strength while also adding visual flair. Take it a step further by incorporating landscape lighting into your pillars to set the mood at night.

Creative Ideas

The versatility of Unilock products provides a playground for your imagination. From mixing patterns and colors to create a custom sports court, to utilizing Unilock wall systems to beautify a utilitarian window well, the possibilities are endless!



This small storage area becomes a thing of beauty, paved with Unilock Beacon Hill™ Smooth and Universal Coping treads.







Steps, Treads, Coping & Caps

From classic, fullnose shapes to pitched-face edges, our steps, treads and coping offer a wide variety of choices for the finishing touch on your project.

U-Cara® Pitched(Granite)with Universal Coping(Natural)

Ledgestone™

Steps, Coping & Pillar Cap



BUFF



GREY



48" STEP
24 x 48 x 5⁷/₈"
610 x 1220 x 150mm



24" PILLAR CAP
24 x 24 x 4"
610 x 610 x 100mm



COPING
12 x 24 x 2³/₄"
305 x 610 x 70mm



LARGE COPING
13¹/₂ x 30 x 2³/₄"
343 x 762 x 70mm



CLOSED END COPING
12 x 24 x 2³/₄"
305 x 610 x 70mm



LARGE CLOSED END COPING
13¹/₂ x 30 x 2³/₄"
343 x 762 x 70mm



FULLNOSE COPING
12 x 24 x 2³/₈"
305 x 610 x 60mm

REALA™

Cast from natural stone




Brussels Fullnose™



COFFEE CREEK



DARK CHARCOAL



LIMESTONE



MAHOGANY ASH



SANDSTONE




COPING
6 x 12 x 2³/₄"
150 x 300 x 70mm


Architectural Coping & Pillar Cap




BUFF



CHARCOAL



COPING
24 x 14 x 2³/₈"
609 x 355 x 60mm



PILLAR CAP
28 x 28 x 3"
711 x 711 x 75mm

ENDURACOLOR™



Natural Stone

Coping, Step & Pillar Cap



IVORY SAND SANDSTONE



GOLDEN SAND SANDSTONE



STONE CLIFF GREY SANDSTONE



BLACK RIVER LIMESTONE



48" NATURAL EDGE COPING
12 x 48 x 2"
300 x 1200 x 50mm

48" NATURAL EDGE COPING
14 x 48 x 2"
356 x 1200 x 50mm



48" BULLNOSE COPING
12 x 48 x 2"
300 x 1200 x 50mm

48" BULLNOSE COPING
14 x 48 x 2"
356 x 1200 x 50mm



24" NATURAL EDGE PILLAR CAP
24 x 24 x 2 5/8"
600 x 600 x 65mm

28" NATURAL EDGE PILLAR CAP
28 x 28 x 2 5/8"
725 x 725 x 65mm



NATURAL EDGE STEP
16 x 48 x 6"
400 x 1200 x 150mm

NATURAL LIMESTONE ONLY



29" NATURAL EDGE PILLAR CAP
29 x 29 x 3"
740 x 740 x 75mm

32" NATURAL EDGE PILLAR CAP
32 x 32 x 3"
813 x 813 x 75mm

SienaStone™

Coping & Step



NATURAL



CLOSED-END COPING
20 x 48 x 7 1/4"
500 x 1200 x 185mm

SPECIAL ORDER



COPING
20 x 48" x 7 1/4"
500 x 1200 x 185mm

SienaStone™ Smooth Step



GRANITE BLEND **NEW**



DUSK **NEW**




SAFARI **NEW**



TAN
Available in 48" Step Only - While Supplies Last



LIGHT GREY
Available in 48" Step Only - While Supplies Last



MIDNIGHT CHARCOAL



48" STEP
19¾ x 47¼ x 7"
500 x 1200 x 180mm



SPECIAL ORDER
72" STEP
19¾ x 70⅞ x 7"
500 x 1800 x 180mm

Pisa™ 12" Coping



BEECHWOOD



CHARCOAL



GRANITE



SANDSTONE




12 x 12 x 3"
300 x 300 x 75mm

Universal Coping




SANDSTONE



NATURAL



CHARCOAL



14 x 19 x 2¾"
360 x 480 x 70mm

ENDURACOLOR™



Learn & Plan

Nothing ventured, nothing gained! Transform your hardscape ideas into bold, thrilling reality with the right help, knowledge and preparation. Unilock has the experts, the plans and the tools you need to succeed!





Come visit us in Brighton, Michigan

UNILOCK Outdoor Idea Center

See

An expansive display of Unilock products in a life-size outdoor setting

Talk

To our knowledgeable staff and we'll help you create a plan to achieve the outdoor space you're dreaming about.

Take

FREE samples of Unilock paver and wall products home with you.



12591 Emerson Dr, Brighton, MI 48116

Scan here for more information
and a 3D virtual tour!

*Please feel free to walk around and browse our
Outdoor Idea Center at any time. Call 1-800-UNILOCK
or visit Unilock.com for more details and staff hours.*





UVISION®
— 3D LANDSCAPE CREATOR —



3D Rendering Created with Uvision® 3D Design Software



Finished Project

While there are many contractors and designers who still prefer to draw by hand, more and more plans today are being created digitally and in 3D.

If you're having trouble imagining what your project will look like when it's complete, a 3D design can really help.

Speak to your contractor about how 3D design can help you visualize the possibilities for your project!

Connect with us online or by phone to find a qualified contractor who can prepare a 3D design for your project!

Your one-stop shop for a wide variety of resources to help you kick-start your hardscape project, the Unilock way!

Resources at **Unilock.com**

Throughout your project journey we know you'll have lots of questions, and our website has answers. From the hundreds of topics covered in our Knowledge Center, to design advice and inspiration, we're here to help far beyond your selection of Unilock products. We can even help you connect with a local installation contractor you can trust. Connect with us online or at 1-800-UNILOCK.



Knowledge
Center



Design
Advice



Unilock
Authorized
Contractors



Frequently
Asked Questions



Protect your Investment

Learn how to take care of your Unilock products to ensure that they stay beautiful and functional for years to come.



Spring

While the majority of Unilock products require little maintenance, there are a number of preventative steps that can be performed each spring to ensure that your project keeps its pristine appearance throughout patio season.

Examine for “creep” – this is where pavers push out as a result of winter stress, traffic or edge restraint failure – as well as dips, deformations or stains. Should you discover any of these problems, they are fixable; speak to your contractor or reach out to us for solutions. Wash your paver surface with a simple soap and water solution and top up jointing material if necessary.

Fall

While the leaves changing colors in the fall is a beautiful sight, the stains they leave behind on pavers can be an eyesore. Clean any debris, and remove any planters, barbecues or furniture that may leave behind rust marks.

Winter

Metal blades on plows or shovels may scratch the surface of your pavers. It is recommended you use plastic shovels or protective plastic blades on your plows or snow blowers. Although Unilock products are resistant to de-icing salt, it is strongly advised to use calcium-based products or rock salt (sodium chloride) to melt ice.

Note: Avoid magnesium-based de-icing products as they are very aggressive and may cause damage to the surface of pavers.

STOP WEEDS BEFORE THEY TAKE ROOT

Weeds cannot grow in the soil directly beneath your pavers when a good base is placed. However, it is possible for dirt and weed seeds to blow in from the surrounding area and germinate if the joints are not kept full with jointing material.

IN THE PAST - Basic sand was the only jointing material available. Rain would erode the sand if it wasn't replaced frequently, leaving parts open to vegetation growth.

TODAY - There are new types of sand-stabilizing compounds and polymeric jointing materials that relieve homeowners of this maintenance worry.

Finding the *Right* Fit

Even the best materials can be spoiled by subpar installation and craftsmanship, which is why choosing the right contractor for the job is the most crucial decision for your project. Remember that the cheapest quote is rarely the best option, so make sure to ask the right questions.



NEED HELP FINDING A QUALIFIED CONTRACTOR?

Unilock Authorized Contractors have met our exacting standards for installation methods and business practices. Connect with us online, by phone or at one of our locations and we'll be happy to connect you with a contractor in your area who is guaranteed to do the job right.



Register online at Unilock.com and we'll match you with a Unilock Authorized Contractor in your area.

8 Tips for Choosing a Contractor



1 WORKMANSHIP

Ask to see completed projects from more than two years ago to see how their work holds up.

Are the curves of the project cut in a way that minimizes large gaps? Are small or awkward cuts minimized?

Have edge restraints been used and are they still in place?

How long does the contractor guarantee their work?

Has there been a warranty claim filed against the company in the past two years?

2 SUB-CONTRACTING

Some contractors will hire other companies to perform parts of the work, like lighting and irrigation. Be sure to ask how these sub-contractors will be managed or vetted.



Scan here for a Project Planning Guide and helpful Contractor Checklist.

3 EXPERIENCE

How long has the contractor been installing pavers and walls?

Has the contractor installed projects in the past with the features you're considering?

4 PREPARATION

What are the contractor's base preparation methods?

What materials are used and why?

Is there a standard procedure for base preparation or will the contractor assess your site's unique needs?

5 SCHEDULE

How far in advance are projects being booked and how long might your project take?

What are the contractor's payment terms?

Do they require a deposit upfront to secure the timing of the project?

6 DOCUMENTATION

Does the contractor have the proper licensing for their work?

Does the contractor have liability insurance and are employees covered by Workers Compensation?

Will permits be required for the job and if so, who is responsible to secure them?

7 COMPATIBILITY

Do you like this contractor? Can you trust them? Can you easily communicate and understand each other?

Will the person you're meeting be on site throughout the project or will someone else be your day-to-day point of contact?

Contact references to help understand how your contractor will operate throughout a project.

8 DESIGN

Do they offer a design service? What is the cost for this?

Do they offer hand-drawn or 3D-rendered concept designs?

Are the contractor's designs something you would like for your project?

Time to Break Ground



1 EXCAVATION

All outdoor projects should begin with the removal of grass and topsoil. The depth will be determined by two things:

1. **Soil Type** - Sandier soil requires less excavation than clay-based soil.
2. **Use** - Patios and walkways, which take lighter loads should require less excavation than driveways and retaining walls, which require deeper excavation.

Depth of excavation can be reduced significantly if a layer of DriveGrid is placed at the bottom of the excavation before gravel gets placed. Loose subsoil should always be compacted prior to installing DriveGrid and gravel.



Learn about frequently used terms in the hardscape industry.

2 GRAVEL BASE

A gravel base will be poured into the excavated area. Ideally, this gravel base will need to be:

- > **Strong enough** to support the weight of anything placed on the surface.
- > **Free draining** to allow water to escape the base and enter the subsoil. A perforated drain pipe in the gravel base may be necessary for retaining walls in order to direct water away from the wall's base.
- > **Extended** at least six inches beyond the finished paver surface's edges.
- > **Compacted** in several layers, using the proper equipment.

3 BEDDING LAYER

On top of the firm gravel base, a 1" (25mm) layer of sand or tiny stone chips is spread out and smoothed. This layer enables the levelling or sloping of paver or wall units for drainage and smoothness.

Some contractors may recommend a poured concrete surface over a standard bedding layer, which is acceptable if the concrete is carefully poured and rests on a solid, well-drained base.

Note: Once concrete is poured, the height of paver or wall units can no longer be adjusted.



4 RESTRAINT SYSTEM

To prevent pavers from shifting, a concrete edge will be constructed or an edge restraint fixed with long metal spikes. For walls, adhesive can be used to secure rows of blocks together. Larger retaining walls may require geogrid every few layers to secure the wall into the soil that is being retained.

5 JOINT MATERIAL

There are three types of joint material to choose from:

Basic Jointing Sand – Years ago, this was the only joint material available. As it wears away, issues with weeds could arise. If you decide to choose basic sand, we advise using a joint stabilizing sealant and be ready to top up the sand as necessary.

Polymeric Sand – This special sand is blended with a binding ingredient to help it stay in place longer. However, it's not right for every project and needs to be installed with care to prevent hazing.

Resin Sand – Resin sands are the strongest jointing sand available, and have been proven to have the longest lifespan of any jointing sand. Different resin sands are available for various uses.

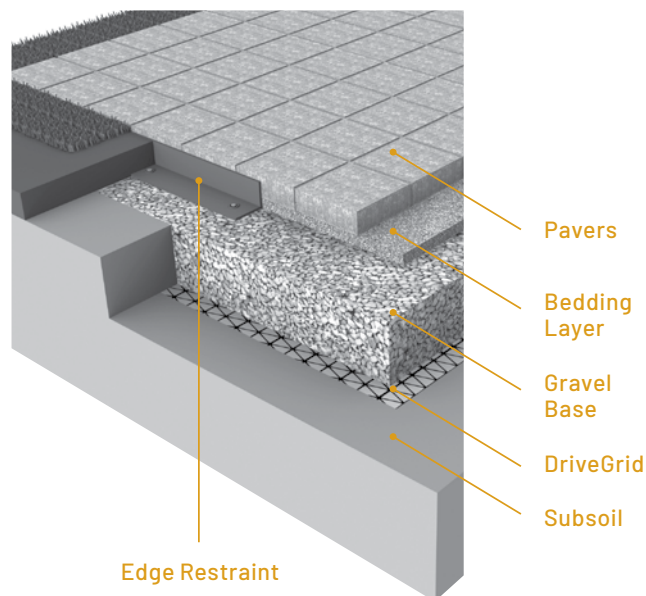
6 SEALING

Unilock pavers will be durable with or without a sealer. Some homeowners may choose to apply a sealer to enhance paver color, while others choose to appreciate the color of the pavers as they are. If you decide to seal, be prepared to re-seal your pavers every 3-5 years.

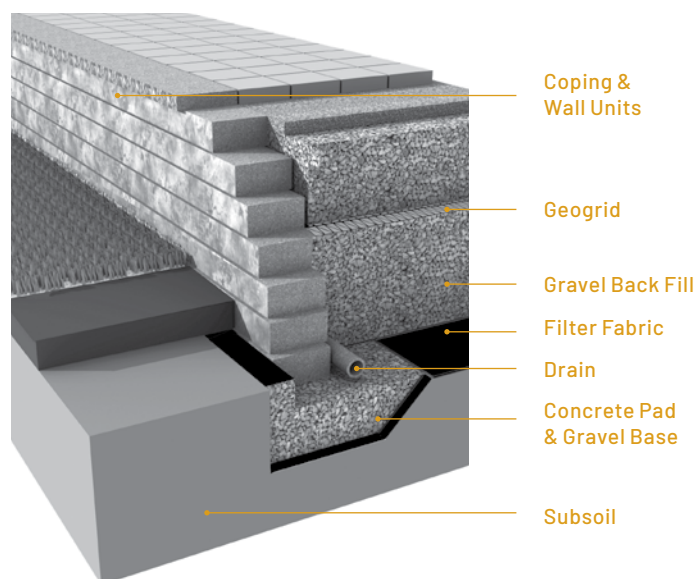
Factory-Sealed Products

Elegance® pavers and Unilock® pavers manufactured with EasyClean™ have been pre-sealed at the factory. To clean and brighten the surface at any time, a gentle power washing of the surface is recommended. If you wish to re-seal, wait a minimum of three years before applying sealant. Use only solvent-based sealants.

PAVER CONSTRUCTION



WALL CONSTRUCTION



A proper base ensures that your pavers and walls won't shift during freeze/thaw cycles.

The Choice of Design Professionals

For decades, architects, landscape architects, and engineers have used the same Unilock products that are available to homeowners to design world-class commercial spaces across North America.





Indianapolis Motor Speedway, Indianapolis, IN Designer: Browning Day Mullins Dierdorf

Pier 4, Boston, MA
Designer: Mikyoung Kim Design



White Plains Public Library, White Plains, NY
Designer: IQ Landscape Architects

Our Quality Commitment



Unilock was the first concrete paver manufacturer in North America to offer a Lifetime Guarantee, and since then we have continued to stand behind it to ensure customers are completely satisfied with our products. With almost 2 billion stones in the ground, that's quite the commitment!

Our products are better and stronger than other brands. In fact, our internal standards of manufacturing in the USA and Canada far exceed industry standards set by ASTM (American Society for Testing and Materials) and CSA (Canadian Standards Association) and other European organizations.

LIFETIME GUARANTEE - RESIDENTIAL

Our Transferable Lifetime Guarantee warranties the structural integrity of Unilock concrete paving stones and retaining wall units when used in residential applications. It covers any structural failure or deterioration of the concrete unit resulting from normal use or from the reasonable application of sodium chloride (common rock salt used for de-icing). StoneMark™ products have the same warranties as Unilock paving stones and retaining walls, but cannot be warranted against damage resulting from de-icing products.

Any materials installed and maintained to our guidelines, and subject to normal wear, that prove defective, will be replaced without cost. Proof of purchase is required. Customers are encouraged to submit receipts to us as soon as their project is complete, using the Unilock

Warranty Registration Form on our website (Unilock.com).

Purchasers need to ensure that the product they purchase is appropriate for their intended application; for example, only certain thicknesses of products are appropriate for driveways. Color matching of the replacement product and/or lost time cannot be guaranteed and labor costs related to installing replacement product is not included. Unilock reserves the right to seek a professional diagnosis and opinion to determine the exact cause of the product failure. If the failure falls within our warranty parameters, Unilock will replace the defective product.

EXCLUSIONS – Unfortunately, some things are beyond the control of Unilock, and are therefore not covered by this warranty. These include: naturally occurring efflorescence, hazing from polymeric jointing sand, scratching and chipping resulting from snow removal or construction equipment, damage caused by natural or un-natural disasters, or negligence by anyone other than Unilock. While EasyClean helps to increase a paver's resistance to staining from various substances, it does not make our products stain-proof nor does it resist every kind of stain. The Unilock warranty also does not cover deterioration or damage as a result of poor design or poor installation practices that are contrary to specifications as laid out by ICPI (Interlocking Concrete Pavement Institute) and the NCMA (National Concrete Masonry Association). For more information please visit www.icpi.org and www.ncma.org. Additionally, please refer to the Maintenance, Color and Installation Advisories.

MAINTENANCE ADVISORY

1. Cleaning and Sealing

As with anything that is outdoors, Unilock products are subject to harsh weather, dust, acid rain, leaf stains, water stains and general wear from foot or vehicular traffic. Therefore, periodic cleaning using environmentally safe detergents designed for cleaning concrete is recommended to maintain a bright, fresh appearance.

To make subsequent cleaning easier and more effective, a concrete sealer can be applied to new or cleaned products to help prevent the penetration of substances that can cause stains.

There are many types of concrete cleaners and sealers on the market. Always read the instructions carefully before using the product to make sure that it will function as expected. Testing first, in a small unobtrusive area, is always a good idea to ensure the results are acceptable. Consult your local hardscape dealer to find the products best suited for your paver or wall installation.

2. Winter Maintenance

Snow removal by way of metal blades on plows or shovels will scratch and chip the surface of pavers, causing permanent damage. To mitigate this risk, metal snow clearing blades must always have a polyurethane or rubber cutting edge attached when plowing pavers.

De-icing Salts - The use of de-icing products on paver surfaces is important for safety and to help mitigate snow accumulation. Most de-icing products will have some effect on concrete, even if the product label indicates that it

is safe on concrete. If you must use a de-icing product, we recommend that you use Sodium Chloride (ordinary rock salt) or Calcium Chloride (for colder climates). Always apply sparingly. The use of de-icing products on StoneMark, wet-cast pavers, slabs or coping may damage the product and therefore is not recommended. Whenever possible use a coarse sand as an anti-slip measure instead of de-icing chemicals.

COLOR ADVISORY

1. Selection

Due to the inherently variable nature of printed materials and digital monitors, Unilock cannot guarantee that products will match the color of printed or online images. Therefore, when making final product selections, decisions should be made based on actual stones which are readily available from Unilock, Authorized Contractors or Authorized Dealers. Most Unilock products are not comprised of a single color, but rather contain blended colors for a more natural appearance. This means that there will be significant color variance from stone to stone, so purchasers should view multiple units together to get a more accurate impression of the overall color.

Note: Unilock Natural Stone variations are outside the control of Unilock. Purchasers of natural stone must be willing to accept this inherent variability.

2. Pre-installation checking

Always check the label to ensure that the Unilock product delivered to your project is the product and color ordered. If there is a discrepancy, or if the product

inside the packaging doesn't appear to be correct, contact your hardscape dealer before installing any pavers or wall units. If the product is installed, it indicates your acceptance of the products as delivered.

3. Blending

If the project requires more than one bundle of product it's always a good idea to draw product from several bundles when installing, as this ensures that any variation between bundles will be seamlessly integrated in the project. When bundles are from different production runs, random selection from multiple bundles is even more important.

4. Efflorescence

Efflorescence is a naturally occurring process that may appear as a white or light grey powder on the surface of concrete, clay or natural stone. It is temporary, and will disappear over time. However, if it is bothersome, an efflorescence cleaner can be used to remove it. There is no way to predict or prevent efflorescence. Because it does not compromise the structural integrity of the product, it is not covered by Unilock product warranties.

INSTALLATION ADVISORY

1. Construction Residue

While a certain amount of dirt on pavers and walls is inevitable during the construction phase, installers are strongly encouraged to clean as they go as construction residue can embed in the surface and become difficult to remove. The slurry produced during wet-saw cutting is particularly stubborn to clean if allowed to dry on the surface of



Visit [Unilock.com](https://www.unilock.com) to register for your Transferable Lifetime Guarantee.

pavers. Unilock warranties do not cover stains caused by a failure to remove construction residue.

2. Polymeric Haze

Surface hazing caused by polymeric jointing sand is not the responsibility of Unilock. Polymeric jointing sand should only be installed by an experienced and knowledgeable contractor. Any sand that is left on the surface prior to activation will result in a haze that is very difficult and time-consuming to remove. Only the highest quality, brand name polymeric sand that is guaranteed by the manufacturer should be used.

3. Compaction Damage

Both smooth and textured paver surfaces can be scratched by compaction equipment used to 'flatten' a new paver installation. Therefore, metal plate compactors must be fitted with a polyethylene mat to protect the paver surface from becoming scratched, or a superior option is to use a rubber-roller compactor instead. Damage to product surfaces caused by failure to follow these instructions is not covered by Unilock product warranties.

FIRE PIT WARNING

Wood-burning fire pits must be lined with a proper metal insert or refractory (fire-rated) brick to protect the concrete components from extreme exposure to heat. Extreme heat on a concrete surface may affect the structural integrity of the concrete and can be dangerous. The floor of the fire pit should always be constructed using refractory brick or a sand bed. For your safety, always use a spark screen over the fire.

Index

PAVERS AND SLABS

Arcana™	101
Artline™	89
Beacon Hill™ Flagstone	77
Beacon Hill Smooth	79
Beacon Hill Smooth XL	80
Beacon Hill Smooth (80 mm)	81
Boulevard™	84
Bristol Valley®	83
Brussels Block®	65
Copthorne®	121
Courtstone®	113
Eco-Priora™	69
Eco-Promenade®	68
Eco-Optiloc™	67
Granito™	95
Hex™	93
Holland Premier™	71
Hollandstone™	66
Il Campo®	90
Mattoni™	73
Natural Stone	105
Porcelain Tile	107
Promenade Plank Paver	87
Richcliff®	109
Series™	91
Skyline™	102
Soreno™	103
Thornbury™	85
Town Hall®	117
Treo® Smooth	75
Tribeca Cobble™	92
Umbriano® (60 mm)	97
Umbriano® (70 mm)	99
Westport™	63

RETAINING WALLS AND VERTICALS

Brussels Dimensional System™	137
Estate Wall™	135
Lineo™ Dimensional Stone	133
Pisa™	139
Pisa™ Smooth XL	140
SienaEdge™	143
SienaStone™	141
SienaStone™ Smooth	142
U-Cara®	126-129
U-Cara Modular System	130
U-Cara Wall Mount System	131

STEPS, TREADS, COPING & CAPS

Architectural Coping & Cap	153
Brussels Fullnose™	153
Ledgestone™	152
Natural Stone	154
SienaStone™	154
SienaStone Smooth	155
Pisa	155
Universal Coping	155

TOPICS OF INTEREST

Borders & Accents	13
Coatings & Finishes	8
Classic	50
ColorFusion™	9, 57
Construction Process	164
Contractor Tips	162
Coping	152-155
Coping Pairings Guide	59
EnduraColor™	50
Elegance™	50
EasyClean™	8, 56
Fire Features	144
Joint Material	13
Laying Patterns	12
Maintenance	161
Outdoor Idea Center	158
Outdoor Kitchens	146
Paver Reference Guide	58
Permeable Pavers	53
Pillars	148
Reala™	55
Retaining Walls	124-143
Steps	152-155
Ultima™	54
Unilock Resources	160
Wall Reference Guide	59
Water Features	148

Unilock Ltd. and Hengestone Holdings, Inc. are the owners or authorized users of all trademarks used in this publication unless otherwise specified. Umbriano® are trademarks of Metten Stein + Design GmbH & Co KG used under license by Unilock®. Measurements throughout this portfolio are nominal. Not all products shown are available at all Unilock locations. Log on to Unilock.com for availability. Colors shown in this catalog should be used only as a guide. Colors should always be chosen from actual samples. Contact your local Unilock representative for color availability in your area.

COVER

Pavers: Arcana™ with Mattoni™ accent rug

Walls: U-Cara® Smooth with Architectural Coping

©2023 Hengestone Holdings, Inc.



FOLLOW US

[Instagram](#) [Facebook](#) [LinkedIn](#) [Pinterest](#) [YouTube](#) @Unilock [Twitter](#) [TikTok](#) @UnilockLife





BOSTON
(508) 278-4536

CHICAGO
(630) 892-9191

MILWAUKEE
(262) 742-3890

KANSAS
(913) 417-7985

MICHIGAN
(248) 437-7037

NEW YORK
(845) 278-6700

MID-ATLANTIC
(202) 798-2060

ONTARIO
(416) 646-9000

CINCINNATI / KY / TN
(513) 202-0219

**OHIO/WESTERN PA
/WNY&CNY**
(330) 927-4000

UNILOCK.COM
1-800-UNILOCK

